

JHK

T-SHIRT

CATALOGUE | 2026

JHK 2026

Growing with you

En **JHK** we believe that success is built through consistency, innovation, and constant attention to those who place their trust in us. That's why every year we expand our catalogue with new garments, colours, and fabrics, adapting to the needs of our customers and the trends of a constantly evolving market.




















Our priority is to offer you a complete and versatile collection, capable of meeting any project: from promotional clothing to workwear or casual style. All our garments share the same values that have accompanied us from the beginning: **quality, comfort, and reliability**.

We work every day to improve, incorporating more sustainable processes, more responsible materials, and solutions that make the work of those who choose **JHK** easier. Because we understand that behind every T-shirt, sweatshirt, or polo, there is a story, a brand, and a purpose.

The **JHK 2026 Catalogue** reflects our evolution and our commitment to you: to keep growing, innovating, and always offering the best of who we are.



Iconography

| | |
|---|---|
|  | BOX: Number of garments per box. |
|  | BAG: Number of garments per bag. |
|  | NON-REMOVABLE LABEL: The label cannot be removed without unstitching.* |
|  | SCREEN PRINTING: Gragment suitable for screen printing. |
|  | SUBLIMATION: Garment suitable to sublimate. |
|  | DIGITAL PRINTING: Garment suitable for printing. |
|  | HEAT TRANSFER: Garment suitable for textile transfer. |
|  | EMBROIDERY: Garment suitable for embroidery. |
|  | WLT: White Long Tee, prepared for dying. |
|  | DTF: “Direct to Film”. A digital printing technique that allows designs to be printed onto a special film and then transferred to fabrics using heat and pressure. |
|  | WITH CUFF: Garment with a cuff on the sleeve. |
|  | WRINKLE-RESISTANT: Garment with wrinkle-resistant treatment. |
|  | ANTIBACTERIAL: Garment with antibacterial treatment. |
|  | SOFT TOUCH: Garment with a soft feel. |
|  | ADULT: For women and men. |
|  | DRYING 180°: Possibility of drying 180°. |
|  | RECYCLED: Recycled material. |
|  | KIDS: Colour available for children. |
|  | HALF MOON: Additional fabric sewn on the back in a half moon to makeprinting easier. |

*All our products have removable labels except those marked with this icon.

Testing is recommended before handling large quantities to ensure that the machine settings are appropriate.

Valid characteristics except for errors and omissions. **JHK** reserves the right to modify the characteristics of its products without prior notice. These data are for information purposes only. They do not represent a contract of sale.

Index

Iconography.....04

Novelties.....06

Collections:

JT Line 08

Regular Line 18

 School 66

 Special WLT (White Long Tee / Prepared for dyeing) 70

 Curves Line 72

 Sublimation 74

Workwear Line 76

Winter Line 112

Urban Line 170

Sport Line 194

Underwear Line 208

Color Card 214

Product directory 216

Special Productions 226

Novelties 2026

JT Softshell Vest
JTSOFTVEST
P.16-17



JT Softshell Jacket
JTSOFTJACK
P.16-17



Polo Contrast
PORA210
P.41



Over Boxy
TSUABOXY
P.172-173



Over Relaxed Fit
TSUAOVER240
P.174-175



Padded Vest
PADVEST
P.168



Padded Jacket
PADJACKET
P.166-167



Raincoat
RAINCOAT
P.169





Unit

The perfect choice for
large events and promotions:
big impact without
sacrificing quality



JT 150

REF: JT150

Men´s short sleeve T-shirt. Tubular fit.
Double needle stitching in sleeves and bottom hem for extra durability.
Shoulder-to-shoulder taping.

COMPOSITION: 100% Cotton.

AS: 98% Cotton / 2% Viscose.

GM: 85% Cotton / 15% Viscose.

COLORS: 25.

SIZES: From XS to 5XL.



| | XS | S | M | L | XL | XXL | 3XL | 4XL | 5XL | |
|-----|-------|-------|-------|-------|-------|-------|-------|-------|-------|-----|
| A/B | 46/68 | 48/70 | 51/72 | 54/74 | 57/76 | 60/78 | 64/80 | 68/82 | 72/84 | 120 |

| XS / 3XL | | | |
|----------|----|----|----|
| NEW | | | |
| GF | BU | PK | PU |
| SK | AZ | AQ | MG |
| LM | BG | FG | SA |

| | | | |
|----|----|----|----|
| WH | AS | GM | BK |
| SY | OR | RD | CA |
| FU | TU | RB | NY |
| KG | | | |

| 4XL / 5XL | | | |
|-----------|----|----|----|
| WH | GM | BK | RD |
| RB | NY | | |

25
Colors



S / 3XL

WH

GM

BK

RD

CA

SK

RB

NY

KG

BG



JT Polo

REF: JTPOLO

Men’s short sleeve polo shirt. Piqué fabric. Side vents. Two-button placket with bottom. 1X1 rib on collar.

COMPOSITION: 100% Cotton.
GM: 85% Cotton / 15% Viscose.
WEIGHT: 180 g/m² approx.
COLORS: 10.
SIZES: From S to 3XL.



| | S | M | L | XL | XXL | 3XL | |
|--|-------|-------|-------|-------|-------|-------|--|
| | 47/68 | 51/70 | 53/72 | 55/74 | 59/76 | 63/80 | |



JT Sport

REF: JTSPORT

High Performance Unisex T-shirt. Side-seamed.
COMPOSITION: 100% Recycled polyester.
WEIGHT: 130 g/m² approx.
COLORS: 10.
SIZES: From S to XXL.



| | S | M | L | XL | XXL | |
|--|-------|-------|-------|-------|-------|--|
| | 50/66 | 52/68 | 54/70 | 56/72 | 58/77 | |

S / XXL

WH

GF

BK

RD

TU

RB

NY

FLUOR

SYF

ORF

LMF

XS / 3XL

NEW

SLGF

SY

ORCA

PK

PVSK

PB

MO

MG

KG

BG

BT

WH

AY

GM

BK

RD

RB

NY



JT Sweatshirt CR

REF: JTSWCR

Unisex sweatshirt. Double needle collar, cuffs and waistband for extra durability. Self-fabric cuffs and waistband.

COMPOSITION: 60% Cotton / 40% Polyester.
GM: 61% Cotton / 31% Polyester / 8% Viscose.
WEIGHT: 260-265 g/m² approx.
COLORS: 21.
SIZES: From XS to 3XL.



| | XS | S | M | L | XL | XXL | 3XL | |
|--|-------|-------|-------|-------|-------|-------|-------|----|
| | 51/63 | 54/66 | 57/69 | 60/72 | 63/76 | 66/78 | 70/81 | 25 |

XS / 3XL

NEW

SLGF

SY

ORCA

PK

PVSK

PB

MO

MG

KG

BG

BT

WH

AY

GM

BK

RD

RB

NY

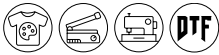


JT Kangaroo

REF: JTSWKNG

Unisex sweatshirt. Dyed-to-match drawcord. Self-fabric cuffs and waistband. Pouch pocket for extra carry.

COMPOSITION: 60% Cotton / 40% Polyester.
GM: 61% Cotton / 31% Polyester / 8% Viscose.
WEIGHT: 260-265 g/m² approx.
COLORS: 21.
SIZES: From XS to 3XL.



| | XS | S | M | L | XL | XXL | 3XL | |
|--|-------|-------|-------|-------|-------|-------|-------|----|
| | 50/67 | 52/68 | 54/69 | 56/70 | 58/71 | 60/72 | 62/74 | 25 |

S / XXL

WH

GF

BK

OR

RD

TU

RB

NY

LM

BG



JT Softshell Vest

REF: JTSOFTVEST

Two-layer vest. Full-length zipper.
Chest pocket and side pockets with zippers.
Matching inner fleece lining with adjustable drawcords.

COMPOSITION:

Outer layer: 94% polyester – 6% elastane.

Inner layer: 100% polyester.

WEIGHT: 270 g/m² approx.

COLORS: 10.

SIZES: From S to XXL.



| | S | M | L | XL | XXL | |
|-----|-------|-------|-------|-------|-------|----|
| | 53/70 | 55/72 | 57/74 | 59/76 | 61/78 | |
| A/B | | | | | | 15 |

S / 4XL

WH

GF

BK

OR

RD

TU

RB

NY

LM

BG



JT Softshell Jacket

REF: JTSOFTJACK

Two-layer jacket. Full-length zipper.
Chest pocket and side pockets with zippers.
Matching inner fleece lining with adjustable drawcords.

COMPOSITION:

Outer layer: 94% polyester – 6% elastane.

Inner layer: 100% polyester.

WEIGHT: 270 g/m² approx.

COLORS: 10.

SIZES: From S to 4XL.



| | S | M | L | XL | XXL | 3XL | 4XL | |
|-----|-------|-------|-------|-------|-------|-------|-------|----|
| | 54/68 | 57/69 | 60/71 | 63/73 | 66/75 | 70/77 | 74/78 | |
| A/B | | | | | | | | 15 |



new



REGULAR

Line

Quality and reliability for
everyday use: essentials
that work for everything
and everyone



Regular T-Shirt Man

REF: TSRA150

Men´s short sleeve T-shirt. Tubular fit. CM and Fluor side-seamed. Double needle stitching in sleeves and bottom hem for extra durability. Shoulder-to-shoulder taping. 1X1 rib on collar.

COMPOSITION: 100% Preshrunk cotton.

AS: 98% Cotton / 2% Viscose.

GM: 85% Cotton / 15% Viscose.

Fluor: 100% Polyester.

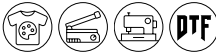
Heather: 65% Polyester / 35% Cotton.




DNH: 60% Cotton / 40% Polyester.

WEIGHT: 155 g/m² approx.

COLORS: 90.

SIZES: From XS to 5XL.



|  A/B | XS | S | M | L | XL | XXL | 3XL |  100 |
|--|-------|-------|---|-------|-------|-------|-------|--|
| | 48/68 | 51/70 | 53/72 | 56/74 | 58/76 | 61/78 | 66/82 | |
| | 4XL | 5XL |  50 | | | | | |
| | 68/84 | 72/88 | | | | | | |



| XS / XXL | | | | | |
|----------|-----|----|----|-----|----|
| NEW | | | | | |
| WG | YW | OD | SG | MXG | IV |
| DS | BRD | | | | |

| | | | | | | |
|----|-----|-----|----|-----|----|-----|
| WH | AS | SL | GM | ZC | GF | BK |
| LY | SY | LEY | MU | APR | PH | TG |
| OR | BC | WR | RD | CR | AN | BU |
| CA | PK | PV | AL | FU | RP | PKG |
| ML | DP | LP | LV | VI | PU | SK |
| TU | AQM | AZ | AQ | RB | KB | PB |
| SB | DN | NY | IB | MO | TE | MG |
| PT | LM | KG | TP | BG | AG | FG |
| KH | CM | OC | BT | LS | SA | AR |
| WA | MM | BR | CH | | | |

| HEATHER | | | | | | |
|---------|-----|-----|-----|-----|-----|-----|
| CHCH | MUH | BUH | LVH | TUH | DNH | BGH |

| NEON | | | |
|------|-----|-----|-----|
| LYN | ORN | PKN | SKN |

| FLUOR (Cotton Like) | | | |
|---------------------|-----|-----|-----|
| SYF | ORF | FUF | LMF |

| 3XL | | | | | | |
|-----|----|----|----|----|----|----|
| WH | GM | GF | BK | SY | OR | RD |
| TU | RB | DN | NY | LM | KG | BG |

| 4XL / 5XL | | | | | | |
|-----------|----|----|----|----|----|----|
| WH | GM | BK | SY | OR | RD | RB |
| NY | BG | | | | | |

 **PAG.22**
REF: TSRLCMF

 **PAG.54**
REF: TSRK150
KIDS

90
Colors



Regular Comfort Lady

REF: TSRLCMF

Women´s fitted short sleeve T-shirt. Side-seamed.
Double needle stitching in sleeves and bottom hem for extra durability.

COMPOSITION: 100% Cotton.

GM: 85% Cotton / 15% Viscose.

Flúor: 100% Polyester.

Heather: 65% Polyester / 35% Cotton.

DNH: 60% Cotton / 40% Polyester.

WEIGHT: 145-150 g/m² approx.

COLORS: 40.

SIZES: From S to XXL.



| | S | M | L | XL | XXL | |
|-----|-------|-------|-------|-------|-------|-----|
| | 42/63 | 44/65 | 46/67 | 48/69 | 50/71 | |
| A/B | | | | | | 100 |

S / XXL

WH

GM

BK

SY

APR

OR

RD

AN

BU

CA

PK

PV

AL

FU

RP

DP

PU

SK

TU

AZ

AQ

RB

NY

MO

MG

KG

LM

BG

CM

BT

CH

HEATHER

CHCH

MUH

BUH

LVH

TUH

DNH

BGH

FLUOR (Cotton Like)

SYF

FUF

PAG.20
REF: TSRA150

PAG.54
REF: TSRK150
KIDS

PAG.73
REF: CURVS150



40
Colors

25

Colors



Super-T

REF: TS150ST

Men´s short sleeve T-shirt. Double needle stitching in collar, sleeves and bottom hem for extra durability. Tubular fit. Shoulder-to-shoulder taping. 1X1 rib on collar.

COMPOSITION: 100% Carded cotton.

AS: 98% Cotton / 2% Viscose.



GM: 85% Cotton / 15% Viscose.

WEIGHT: 150 g/m² approx.

COLORS: 25.

SIZES: From S to 5XL.



|  | S | M | L | XL | XXL | 3XL | 4XL | 5XL |  |
|---|-------|-------|-------|-------|-------|-------|-------|-------|---|
| | 48/69 | 51/70 | 53/73 | 56/75 | 59/77 | 61/79 | 66/82 | 68/84 | |

S / 3XL



4XL / 5XL



S / 3XL

WH

BK

RD

RB

NY





Regular Organic T-Shirt

REF: TSR160ORG

Men´s short sleeve T-shirt. Tubular fit.
Double needle stitching in sleeves and bottom hem for extra durability. Shoulder-to-shoulder taping.
1X1 rib on collar.

COMPOSITION: 100% Organic cotton.
WEIGHT: 160 g/m² approx.
COLORS: 5.
SIZES: From S to 3XL.



| | S | M | L | XL | XXL | 3XL | |
|---|-------|-------|-------|-------|-------|-------|---|
|  | 48/68 | 51/70 | 53/72 | 56/74 | 58/76 | 61/78 |  |
| A/B | | | | | | | 100 |

S / 3XL

WH





Regular Digital Print

REF: TSR160DGP

Men´s short sleeve T-shirt. Tubular fit. Double needle stitching in sleeves and bottom hem for extra durability. Shoulder-to-shoulder taping. 1X1 rib on collar.

COMPOSITION: 100% Combed cotton.
WEIGHT: 160 g/m² approx.
COLORS: 1.
SIZES: From S to 3XL.



| | S | M | L | XL | XXL | 3XL | |
|---|-------|-------|-------|-------|-------|-------|---|
|  | 48/68 | 51/70 | 53/72 | 56/74 | 58/76 | 61/78 |  |
| A/B | | | | | | | 100 |



S / 3XL

WH

AS

GM

GF

BK

SY

OR

RD

BU

RB

NY

BG





Regular Combed T-shirt

REF: TSR160COMB

Men´s short sleeve T-shirt. Double needle stitching in sleeves and bottom hem for extra durability. Tubular fit. Shoulder-to-shoulder taping. 1X1 rib on collar.

COMPOSITION: 100% Combed cotton.
AS: 98% Cotton / 2% Viscose.
GM: 85% Cotton / 15% Viscose.
WEIGHT: 160 g/m² approx.
COLORS: 12.
SIZES: From S to 3XL.

| | S | M | L | XL | XXL | 3XL | |
|---|-------|-------|-------|-------|-------|-------|---|
|  | 48/68 | 51/70 | 53/72 | 56/74 | 58/76 | 61/78 |  |
| A/B | | | | | | | 100 |

Regular Premium T-Shirt Lady

REF: TSRLPRM

Women´s fitted short sleeve T-shirt. Side-seamed. Single jersey. Double needle stitching in sleeves and bottom hem for extra durability.

COMPOSITION: 100% Preshrunk cotton.



GM: 85% Cotton / 15% Viscose.

WEIGHT: 170 g/m² approx.

COLORS: 12.

SIZES: From S to 3XL.



|  | S | M | L | XL | XXL | 3XL |  |
|--|-------|-------|-------|-------|-------|-------|---|
| | 42/62 | 44/63 | 46/64 | 48/66 | 50/68 | 52/70 | |
| PFD | 44/66 | 46/68 | 48/70 | 50/72 | 52/74 | 54/76 | |

S / 3XL

NEW

PV

MO

BT

WH

GM

BK

RD

FU

RB

NY

KG

PFD

Prepared for dyeing.



12
Colors



12

Colors

Regular Hit T-Shirt

REF: TSRA170

Men´s short sleeve T-shirt. Tubular fit. Shoulder-to-shoulder taping. Double needle stitching in sleeves and bottom hem for extra durability. 1X1 rib on collar.

COMPOSITION: 100% Preshrunk cotton.

AS: 98% Cotton / 2% Viscose.

GM: 85% Cotton / 15% Viscose.

WEIGHT:170 g/m² approx.

COLORS: 12.

SIZES: From XS to 5XL.



| | XS | S | M | L | XL | XXL | 3XL | | |
|--|-------|-------|-------|-------|-------|-------|-------|--|--|
| | 48/68 | 51/70 | 53/72 | 56/74 | 58/76 | 61/78 | 66/82 | | |
| | 4XL | 5XL | | | | | | | |
| | 68/84 | 72/88 | | | | | | | |

XS / 3XL



4XL / 5XL



Regular Premium T-Shirt

REF: TSRA190

Men´s short sleeve T-shirt. Tubular fit. PFD side-seamed. Double needle stitching in sleeves and bottom hem for extra durability. Shoulder-to-shoulder taping. 1X1 rib on collar.

COMPOSITION: 100% Preshrunk cotton.

AS: 98% Cotton / 2% Viscose.




GM: 85% Cotton / 15% Viscose.

WEIGHT: 185-190 g/m² approx.

COLORS: 60.

SIZES: From XS to 5XL.



|  | XS | S | M | L | XL | XXL | 3XL |  |
|---|-------|-------|-------|-------|-------|-------|-------|---|
| | 48/68 | 51/70 | 53/72 | 56/74 | 58/76 | 61/78 | 66/82 | |
| PFD | 47/67 | 50/70 | 53/73 | 56/76 | 59/79 | 63/82 | 66/85 |  |
| 4XL | 5XL | | | | | | | |
| 68/84 | 72/88 | | | | | | | |



PAG.57
REF: TSRK190

| XS / XXL | | |
|----------|-----|----|
| NEW | | |
| YW | TG | CR |
| AN | AQM | PB |
| TE | IV | OC |

| | | |
|----|----|----|
| WH | AS | SL |
| GM | ZC | GF |
| BK | LY | SY |
| MU | PH | OR |
| BC | WR | RD |
| BU | CA | PK |
| PV | AL | FU |
| RP | LV | PU |
| SK | TU | AZ |
| AQ | RB | SB |
| DN | NY | IB |
| PG | MO | MG |
| PT | LM | KG |
| TP | BG | AG |
| FG | KH | BT |
| LS | SA | AR |
| BR | CH | |

| 3XL / 4XL / 5XL | | |
|-----------------|----|----|
| WH | GM | BK |
| SY | RD | RB |
| NY | BG | |



Prepared for dyeing.
Sizes XS to 3XL.

60
Colors



S / XXL

WH

GM

BK

RD

RB

NY

KH

PAG.58
REF: TSRK150LS
KIDS



Regular Comfort LS Lady

REF: TSRLCMFLS

Woman´s long sleeve T-shirt. Single jersey.
Double needle stitching in sleeves and bottom hem for extra durability.

COMPOSITION: 100% Preshrunk cotton.

GM: 85% Cotton / 15% Viscose.

WEIGHT: 145 g/m² approx.

COLORS: 7.

SIZES: From S to XXL.



| | S | M | L | XL | XXL | |
|-----|-------|-------|-------|-------|-------|----|
| A/B | 42/63 | 44/65 | 46/67 | 48/69 | 50/71 | 50 |

XS / 5XL

NEW

OR

CA

BT

WH

GM

BK

SY

WR

RD

RB

NY

KH

CH

PAG.58
REF: TSRA150LS
KIDS



Regular LS T-Shirt

REF: TSRA150LS

Men´s long sleeve T-shirt. Shoulder-to-shoulder taping. 1X1 rib on collar.
Double needle stitching in sleeves and bottom hem for extra durability.

COMPOSITION: 100% Preshrunk cotton.

GM: 85% Cotton / 15% Viscose.

WEIGHT: 155 g/m² approx.

COLORS: 13.

SIZES: From XS to 5XL.



| | XS | S | M | L | XL | XXL | 3XL | | 4XL | 5XL | |
|-----|-------|-------|-------|-------|-------|-------|-------|----|-------|-------|----|
| A/B | 48/68 | 51/70 | 53/72 | 56/74 | 58/76 | 61/78 | 66/82 | 50 | 68/84 | 72/88 | 25 |

S / XXL

WH

GM

BK

RD

RB

NY



Regular Premium LS Lady

REF: TSRLPRMLS

Women´s long sleeve T-shirt with cuffs. Tubular fit. Shoulder-to-shoulder taping. Double needle stitching in bottom hem for extra durability.

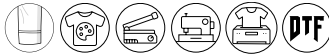
COMPOSITION: 100% Preshrunk cotton.

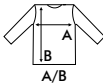
GM: 85% Cotton / 15% Viscose.


WEIGHT: 170 g/m² approx.

COLORS: 6.

SIZES: From S to XXL.



A/B

| S | M | L | XL | XXL | |
|-------|-------|-------|-------|-------|---|
| 42/63 | 44/65 | 46/67 | 48/69 | 50/71 |  |

XS / 3XL

NEW

YW

OR

CA

BT

WH

GM

BK

RD

RB

NY



Regular Hit T-Shirt LS

REF: TSRA170LS

Men´s long sleeve T-shirt with cuffs. Shoulder-to-shoulder taping. 1X1 rib on collar. Tubular fit. Double needle stitching in bottom hem for extra durability.

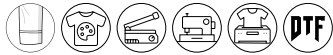
COMPOSITION: 100% Preshrunk cotton.

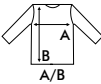
GM: 85% Cotton / 15% Viscose.


WEIGHT: 170 g/m² approx.

COLORS: 10.

SIZES: From XS to 3XL.



A/B

| XS | S | M | L | XL | XXL | 3XL | |
|-------|-------|-------|-------|-------|-------|-------|---|
| 48/68 | 51/70 | 53/72 | 56/74 | 58/76 | 61/78 | 66/82 |  |

Regular Polo Man

REF: PORA210

Men’s short sleeve polo shirt. Piqué fabric.
Buttons in the same color as the garment.
Two-button placket with bottom box-stitch reinforcement.
1X1 rib on collar and cuffs. Side vents.

COMPOSITION: 100% Preshrunk combed cotton.

AS: 98% Cotton / 2% Viscose.

GM: 85% Cotton / 15% Viscose.

WEIGHT: 210 g/m².

COLORS: 63 (Wash y Contrast included).

SIZES: From XS to 5XL.



| | XS | S | M | L | XL | XXL | 3XL | |
|--|-------|-------|-------|-------|-------|-------|-------|--|
| | 47/68 | 51/70 | 53/72 | 55/74 | 59/76 | 63/80 | 65/82 | |
| | 4XL | 5XL | | | | | | |
| | 67/84 | 71/86 | | | | | | |

| 4XL | 5XL | |
|-------|-------|--|
| 67/84 | 71/86 | |



| XS / XXL | | |
|----------|----|----|
| NEW | | |
| SL | YW | SB |
| MM | | |

| | | |
|----|----|-----|
| WH | AS | GM |
| ZC | GF | BK |
| LY | SY | MU |
| PH | CO | OR |
| WR | RD | BU |
| PK | PV | FU |
| DP | LV | PU |
| SK | TU | AQM |
| AZ | RB | PB |
| NY | PG | MO |
| MG | LM | KG |
| BG | FG | KH |
| OC | BT | SA |
| CH | | |

| 3XL | | |
|-----|----|----|
| WH | GM | BK |
| RD | SK | RB |
| NY | | |

| 4XL / 5XL | | |
|-----------|----|----|
| WH | GM | BK |
| RD | RB | NY |

PAG.44
REF: POPL200

PAG.64
REF: PKID210
KIDS



44
Colors



Wash

REF: PORA210


Men’s short sleeve polo shirt. Piqué fabric.
Buttons in the same color as the garment.
Two-button placket with bottom box-stitch reinforcement.
1X1 rib on collar and cuffs. Side vents.

COMPOSITION: 100% Preshrunk combed cotton.
WEIGHT: 210 g/m².
COLORS: 5.
SIZES: From XS to 3XL.



|  | XS | S | M | L | XL | XXL | 3XL |  |
|---|-------|-------|-------|-------|-------|-------|-------|---|
| | 47/68 | 51/70 | 53/72 | 55/74 | 59/76 | 63/80 | 65/82 | |

❗ Each WASH polo is “unique”. Polo of the same color can have different shades as they are tinted with natural pigments and that is what makes them unique. For this reason, we recommend washing the garment separately, since each wash may lose color and acquire that aged tone.





Contrast

REF: PORA210

Men’s short sleeve polo shirt. Piqué fabric.
Buttons in the same color as the garment.
Two-button placket with bottom box-stitch reinforcement.
1X1 rib on collar and cuffs. Side vents.

COMPOSITION: 100% Preshrunk combed cotton.
GM: 85% Cotton / 15% Viscose.
WEIGHT: 210 g/m².
COLORS: 14.
SIZES: From XS to 3XL.



|  | XS | S | M | L | XL | XXL | 3XL |  |
|---|-------|-------|-------|-------|-------|-------|-------|---|
| | 47/68 | 51/70 | 53/72 | 55/74 | 59/76 | 63/80 | 65/82 | |



PAG.44
REF: POPL200



PAG.64
REF: PKID210

KIDS



Polo Premium

REF: PORA240

Men´s short sleeve polo shirt. Pique fabric.
Buttons in the same color as the garment.
Two-button placket with bottom box - stitch reinforcement.
Includes two spare buttons. 1X1 rib on collar and cuffs. Side vents.
Two labels, one removable and one with the size.

COMPOSITION: 100% Preshrunk combed cotton.
GM: 85% Cotton / 15% Viscose.
WEIGHT: 240 g/m² approx.
COLORS: 15.
SIZES: From XS to 3XL.

XS / 3XL

NEW

PV

DP

PB

MO

BT

WH

GM

BK

OR

RD

BU

RB

SB

NY

KH



| | XS | S | M | L | XL | XXL | 3XL | |
|-----|-------|-------|-------|-------|-------|-------|-------|----|
| A/B | 47/68 | 51/70 | 53/72 | 55/74 | 59/76 | 63/80 | 65/82 | 50 |



15
Colors

Regular Polo Lady

REF: POPL200

Woman’s fitted short sleeve polo shirt. Piqué fabric.
Buttons in the same color as the garment.
Three-button placket with bottom box-stitch reinforcement.
1X1 rib on collar and cuffs. Side vents.

COMPOSITION: 100% Preshrunk combed cotton.

AS: 98% Cotton / 2% Viscose.

GM: 85% Cotton / 15% Viscose.

WEIGHT: 200 g/m².

COLORS: 38 (Contrast included).

SIZES: From S to 3XL.



| | S | M | L | XL | XXL | 3XL | |
|--|-------|-------|-------|-------|-------|-------|--|
| | 42/61 | 44/63 | 46/65 | 48/67 | 50/69 | 54/73 | |

S / XXL

WH

AS

GM

GF

BK

LY

SY

MU

OR

RD

BU

PK

PV

AL

FU

RP

DP

LV

PU

SK

TU

RB

PB

NY

MO

MG

LM

KG

BG

KH

OC

BT

SA

CH

3XL

WH

GM

BK

RD

RB

NY

S / XXL

GM/WH

BK/WH

RD/WH

NY/WH



38
Colors

PAG.38-41
REF: PORA210

PAG.64
REF: PKID210
KIDS

PAG.72
REF: CURVPOLO

XS / 3XL

WH

GM

GF

BK

OR

RD

BU

TU

RB

NY

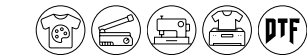


Regular Polo LS Lady

REF: POPL200LS

Woman’s fitted long sleeve polo shirt. Piqué fabric.
Three-button placket with bottom box-stitch reinforcement.
Side vents. Buttons in the same color as the garment.

COMPOSITION: 100% Preshrunk combed cotton.
GM: 85% Cotton / 15% Viscose.
WEIGHT: 200 g/m².
COLORS: 10.
SIZES: From XS to 3XL.




| | XS | S | M | L | XL | XXL | 3XL | |
|--|-------|-------|-------|-------|-------|-------|-------|--|
| | 40/59 | 42/61 | 44/63 | 46/65 | 48/67 | 50/69 | 54/73 | |

KIDS

PAG.66
REF: PKID210LS



KIDS

PAG.66
REF: PKID210LS

XS-3XL

NEW

YW

XS

WH

GM

BK

RD

BU

RB

NY

S / XXL

WH

GM

GF

BK

OR

WR

RD

BU

SK

RB

NY

KG

BG

KH

SA

CH

3XL

WH

GM

BK

RD

SK

RB

NY

4XL / 5XL

WH

GM

BK

RD

RB

NY

Regular Polo LS Man

REF: PORA210LS

Men’s long sleeve polo shirt. Piqué fabric.
Buttons in the same color as the garment. Side vents.
Two-button placket with bottom box-stitch reinforcement.

COMPOSITION: 100% Preshrunk combed cotton.
GM: 85% Cotton / 15% Viscose.
WEIGHT: 210 g/m².
COLORS: 17.
SIZES: From XS to 5XL.



| | XS | S | M | L | XL | XXL | |
|--|-------|-------|-------|-------|-------|-------|--|
| | 47/68 | 51/70 | 53/72 | 55/74 | 59/76 | 63/80 | |

| 3XL | 4XL | 5XL | |
|-------|-------|-------|--|
| 65/82 | 67/84 | 71/86 | |

Body Baby

REF: TSRBBODY

Baby´s short sleeve body.
Snap fasteners in shoulder and bottom hem.
1X1 rib on collar.

COMPOSITION: 100% Cotton.



GM: 85% Cotton / 15% Viscose.

WEIGHT: 170 g/m².

COLORS: 15.

SIZES: From 3M to 18M.



|  A/B | 3M | 6M | 9M | 12M | 18M |  50 |
|--|-------|-------|-------|-------|-------|---|
| | 20/38 | 22/40 | 24/42 | 26/44 | 28/46 | |

3M / 18M

NEW

PV

MO

BT

WA

WH

GM

BK

LY

OR

RD

PK

AL

SK

RB

NY



3M / 18M

WH

GM

BK

PK

SK



Body LS Baby

REF: TSRBBODYLS

Baby’s long sleeve body. 1X1 rib on collar.
Snap fasteners in shoulder and bottom hem.

COMPOSITION: 100% Cotton.

GM: 85% Cotton / 15% Viscose.

WEIGHT: 170 g/m².

COLORS: 5.

SIZES: From 3M to 18M.



| | 3M | 6M | 9M | 12M | 18M | |
|--|-------|-------|-------|-------|-------|----|
| | 20/38 | 22/40 | 24/42 | 26/44 | 28/46 | 50 |

3M / 18M

WH

GM

BK

PK

SK



Playsuit Baby

REF: TSRBSUIT

Baby playsuit. 1X1 rib on collar.
Snap fasteners in shoulder and bottom hem.

COMPOSITION: 100% Cotton.

GM: 85% Cotton / 15% Viscose.

WEIGHT: 170 g/m².

COLORS: 5.

SIZES: From 3M to 18M.



| | 3M | 6M | 9M | 12M | 18M | |
|--|-------|-------|-------|-------|-------|----|
| | 23/41 | 24/44 | 25/46 | 26/48 | 28/50 | 50 |



3M / 18M

WH

GM

BK

LY

OR

RD

PK

AL

SK

RB

NY

Single Jersey Body Baby

REF: TSRBODY150

Baby’s short sleeve body. Single jersey.
Snap fasteners in shoulder and bottom hem.

COMPOSITION: 100% Cotton.

GM: 85% Cotton / 15% Viscose.

WEIGHT: 145 g/m².

COLORS: 11.

SIZES: From 3M to 18M.



| | 3M | 6M | 9M | 12M | 18M | |
|--|-------|-------|-------|-------|-------|----|
| | 20/38 | 22/40 | 24/42 | 26/44 | 28/46 | 50 |

T-Shirt Baby

REF: TSRB150

Baby´s short sleeve T-shirt. Side-seamed.
Shoulder-to-shoulder taping. 1X1 rib on collar.
2 shoulder buttons in size 0.



COMPOSITION: 100% Preshrunk cotton.
GM: 85% Cotton / 15% Viscose.

WEIGHT: 155 g/m².

COLORS: 21.

SIZES: From 0 to 2.



| | | | | |
|---|-------|-------|-------|---|
|  | 0 | 1 | 2 |  |
| | 23/34 | 25/35 | 30/37 | |

0 / 2

NEW

PV

MO

BT

WA

WH

GM

BK

LY

SY

OR

RD

PK

AL

FU

PU

SK

TU

RB

NY

PT

LM



21
Colors

T-Shirt Kid

REF: TSRK150

Kid’s short sleeve T-shirt. Side-seamed. 1X1 rib on collar.
Double needle stitching in sleeves and bottom hemfor extra durability.
Shoulder-to-shoulder taping.

COMPOSITION: 100% Preshrunk cotton.

AS: 98% Cotton / 2% Viscose.

GM: 85% Cotton / 15% Viscose.

WEIGHT: 155 g/m² approx.

COLORS: 50.

SIZES: From 3/4 to 12/14.



| | | | | | | |
|--|-------|-------|-------|-------|-------|-----|
| | 3/4 | 5/6 | 7/8 | 9/11 | 12/14 | |
| | 32/44 | 35/49 | 38/52 | 41/58 | 43/61 | 100 |

3/4 - 12/14

NEW

SLPVLV

AQPBTP

MO

WABTFUF

SYFORF

LMF

WHASGMGF

BKLYSY

MUPH

ORBC

WR

RD

BU

PKAL

FU

PU

SK

TU

AZ

RB

DN

NY

IB

MG

PT

LM

KG

BG

FG

KH

LS

SA

AR

BR

CH

50
Colors

♂ **PAG.20**
REF: TSRA150

♀ **PAG.22**
REF: TSRLCMF



25

Colors



Premium T-Shirt Kid

REF: TSRK190

Kid´s short sleeve T-shirt. Side-seamed. 1X rib on collar.
Double needle stitching in sleeves and bottom hem for extra durability.
Shoulder-to-shoulder taping.

COMPOSITION: 100% Preshrunk cotton.

AS: 98% Cotton / 2% Viscose.



GM: 85% Cotton / 15% Viscose.

WEIGHT: 180-185 g/m² approx.

COLORS: 25.

SIZES: From 3/4 to 12/14.



|  A/B | 3/4 | 5/6 | 7/8 | 9/11 | 12/14 | |
|--|-------|-------|-------|-------|-------|---|
| | 32/44 | 35/49 | 38/52 | 41/58 | 43/61 |  |
| PFD | 33/45 | 36/51 | 39/54 | 42/60 | 45/64 | 50 |

3/4 - 12/14



 **PAG.32**
REF: TSRA190



T-Shirt LS Kid

REF: TSRK150LS

Kid’s long sleeve T-shirt. Side-seamed. 1X1 rib on collar.
Double needle stitching in sleeves and bottom hem for extra durability.
Shoulder-to-shoulder taping.

COMPOSITION: 100% Preshrunk cotton.



GM: 85% Cotton / 15% Viscose.

WEIGHT: 155-160 g/m² approx.

COLORS: 12.

SIZES: From 1/2 to 12/14.



|  | 1/2 | 3/4 | 5/6 | 7/8 | 9/11 | 12/14 |  |
|---|-------|-------|-------|-------|-------|-------|---|
| A/B | 29/39 | 32/44 | 35/49 | 38/52 | 41/58 | 43/61 | 100 |

1/2

WH

BK

RD

RB

NY

3/4 - 12/14

WH

GM

GF

BK

SY

OR

RD

PK


SK

RB

NY

KG

12
Colors

 **PAG.35**
REF: TSRA150LS

 **PAG.34**
REF: TSRLCMFLS



3/4 - 12/14

WH

GM

BK

RD

RB

NY

 **PAG.185**
REF: TSUASTRPM





Strap Kid

REF: TSRKSTRAP

Kid´s tank top. Self-fabric collar.
Double needle stitching in collar, sleeves and bottom hem for extra durability.
COMPOSITION: 100% Preshrunk cotton.
GM: 85% Cotton / 15% Viscose.
WEIGHT: 155 g/m² approx.
COLORS: 6.
SIZES: From 3/4 to 12/14.



|  | 3/4 | 5/6 | 7/8 | 9/11 | 12/14 |  |
|---|-------|-------|-------|-------|-------|---|
| A/B | 32/44 | 35/49 | 38/52 | 41/58 | 43/61 | 100 |

3/4 - 12/14

WH

GM

BK

LY

OR

RD

PK

FU

SK

RB

NY

MG

LM





Tonga Kid

REF: TSLKTNG

Kid´s fitted short sleeve T-shirt.
1X1 rib on collar. Single jersey.
COMPOSITION: 100% Cotton.
GM: 85% Cotton / 15% Viscose.
WEIGHT: 155 g/m² approx.
COLORS: 13.
SIZES: From 3/4 to 12/14.



|  | 3/4 | 5/6 | 7/8 | 9/11 | 12/14 |  |
|---|-------|-------|-------|-------|-------|---|
| A/B | 30/42 | 32/45 | 34/48 | 36/51 | 38/54 | 100 |

3/4 - 12/14



Baseball Kid

REF: TSUKBSB

Kid´s short sleeve T-shirt. Side-seamed.
Contrast color set-in collar and raglan sleeve.

COMPOSITION: 100% Preshrunk cotton.



GM: 85% Cotton / 15% Viscose.

WEIGHT: 155 g/m².

COLORS: 5.

SIZES: From 3/4 to 12/14.



| | 3/4 | 5/6 | 7/8 | 9/11 | 12/14 | |
|---|-------|-------|-------|-------|-------|---|
|  | 32/44 | 36/47 | 39/50 | 43/54 | 44/63 |  |
| A/B | | | | | | 50 |

3/4 - 12/14

WH



Sea Kid

REF: TSUKSEA

Kid´s short sleeve T-shirt. Side vents.
Decorative chain stitches on collar, sleeves and hem.
Sleeves and hem with raw edges.



COMPOSITION: 100% Cotton.

WEIGHT: 155 g/m².

COLORS: 1.

SIZES: From 3/4 to 12/14.



| | 3/4 | 5/6 | 7/8 | 9/11 | 12/14 | |
|---|-------|-------|-------|-------|-------|---|
|  | 32/44 | 35/49 | 38/52 | 41/58 | 43/61 |  |
| A/B | | | | | | 50 |



3/4 - 12/14



Tuvalu Kid

REF: TSLKTVL

Kid´s tank top. 1X1 rib on collar.
2X1 rib back pleat.



COMPOSITION: 100% Cotton.

WEIGHT: 170 g/m² approx.

COLORS: 13.

SIZES: From 3/4 to 12/14.



| | 3/4 | 5/6 | 7/8 | 9/11 | 12/14 | |
|---|-------|-------|-------|-------|-------|---|
|  | 26/42 | 28/44 | 30/47 | 32/50 | 34/56 |  |
| A/B | | | | | | 100 |

Polo Kid

REF: PKID210

Kid's short sleeve polo shirt. Piqué fabric.
Buttons colour same colour.
Two-button placket with bottom box-stitch reinforcement.
1X1 rib on collar and cuffs. Side vents.

COMPOSITION: 100% Preshrunk combed cotton.



GM: 85% Cotton / 15% Viscose.

WEIGHT: 210 g/m² approx.

COLORS: 29 (Contrast included).

SIZES: From 1/2 to 12/14.



|  A/B | 1/2 | 3/4 | 5/6 | 7/8 | 9/11 | 12/14 |  100 |
|--|-------|-------|-------|-------|-------|-------|--|
| | 30/39 | 33/42 | 37/46 | 39/51 | 42/57 | 44/64 | |

1/2 - 12/14

NEW

PV

LV

TU

MO

MG

BT

WH

BK

OR

RD

FU

SK

RB

NY

LM

KG

3/4 - 12/14

WH

GM

BK

LY

SY

PH

OR

RD

BU

PK

FU

SK

RB

NY

LM

KG

FG

1/2 - 12/14

WH/NY

RD/WH

BU/WH

RB/WH

NY/WH

BG/WH

29

Colors



 **PAG.38**
REF: PORA210

 **PAG.44**
REF: POPL200



1/2 - 12/14



Polo School Wear Kid

REF: PKID210SCH

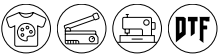
Kid’s short sleeve polo shirt. Piqué fabric.
Two-button placket with bottom box-stitch reinforcement.
1X1 rib on collar and cuffs. Side vents.



COMPOSITION: 65% Polyester / 35% Cotton.

WEIGHT: 210 g/m² approx.

COLORS: 6.

SIZES: From 1/2 to 12/14.



|  | 1/2 | 3/4 | 5/6 | 7/8 | 9/11 | 12/14 |  |
|---|-------|-------|-------|-------|-------|-------|---|
| A/B | 30/39 | 33/42 | 37/46 | 39/51 | 42/57 | 44/64 | 50 |

1/2 - 12/14



 **PAG.47**
REF: PORA210LS

 **PAG.46**
REF: POPL200LS



Polo LS Kid

REF: PKID210LS

Kid’s long sleeve polo shirt. Piqué fabric.
Two-button placket with bottom box-stitch reinforcement.
1X1 rib on collar. Side vents.



COMPOSITION: 100% Preshrunk combed cotton.

WEIGHT: 210 g/m² approx.

COLORS: 9.

SIZES: From 1/2 to 12/14.



|  | 1/2 | 3/4 | 5/6 | 7/8 | 9/11 | 12/14 |  |
|---|-------|-------|-------|-------|-------|-------|---|
| A/B | 30/39 | 33/42 | 37/46 | 39/51 | 42/57 | 44/64 | 50 |





Boston Kid

REF: WKBOSTONK

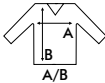
V-neck sweater. Fitted cut.
Ribbed collar, cuffs and hem.
Soft touch.

COMPOSITION: 80% Viscose / 20% Nylon.

WEIGHT: 300 g/m² approx.

COLORS: 4.

SIZES: From 1/2 to 12/14.



| 1/2 | 3/4 | 5/6 | 7/8 | 9/11 | 12/14 | |
|-------|-------|-------|-------|-------|-------|----|
| 30/38 | 33/43 | 36/47 | 38/50 | 40/55 | 46/65 | 25 |



1/2 - 12/14

GM BU NY

BG



PAG.110
REF: WKBOSTON



PAG.110
REF: WKBOSTONL



Tokyo Kid

REF: WKTOKYOK

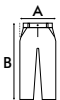
Kid´s Tailoring trousers. Waistband closure with a button,
Five belt loops and zipper matching ground colour.
Two seams pockets at front and one back. Two front
pockets and one back pocket. Two vertical pleats below the
waist at the back. Inner button at waist for size adjustment.
Elasticated waistband without button in size 3/4.

COMPOSITION: 98% Cotton / 2% Elastane.

WEIGHT: 280 g/m².

COLORS: 3.

SIZES: From 3/4 to 12/14.



| 3/4 | 5/6 | 7/8 | 9/11 | 12/14 | |
|-------|-------|-------|-------|-------|----|
| 25/58 | 27/66 | 29/77 | 34/89 | 36/94 | 25 |



3/4 - 12/14

CHC NY AR



PAG.104
REF: WKTOKYO



PAG.104
REF: WKTOKYOL



Paris Kid

REF: WKPARISK

Apron unisex for kids. Adjustable neck strap with sliding
plastic buckle. Two waist straps. Large front double pocket.

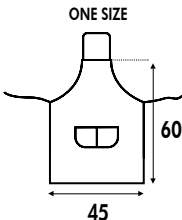
COMPOSITION: 65% Polyester / 35% Cotton.

DNV: 100% Cotton / 220 g/m².

WEIGHT: 180 g/m².

COLORS: 6.

SIZES: One size.



ONE SIZE

WH BK PK

SK DNV LM



PAG.79
REF: WKPARIS

Especially for children's activities or workshops.



Regular Man T-Shirt

REF: TSRA150WLT

XS / 5XL
WLT

T-Shirt 4cm longer, prepared for dyeing.
Polyester yarn. Double needle on collar.

COMPOSITION: 100% Cotton.
WEIGHT: 155 g/m².
COLORS: 1.
SIZES: From XS to 5XL.



| | XS | S | M | L | XL | XXL | 3XL | 4XL | 5XL | |
|-----|-------|-------|-------|-------|-------|-------|-------|-------|-------|-----|
| A/B | 48/72 | 51/74 | 53/76 | 56/78 | 58/80 | 61/82 | 66/86 | 68/88 | 72/92 | 100 |



Regular Comfort Lady

REF: TSRLCMFWLT

S / XXL
WLT

T-shirt 2cm longer, specially designed for dyeing.
Double stitching on the collar, sleeves and hem.
Seams with polyester thread.

COMPOSITION: 100% Cotton.
WEIGHT: 145 g/m².
COLORS: 1.
SIZES: From S to XXL.



| | S | M | L | XL | XXL | |
|-----|-------|-------|-------|-------|-------|-----|
| A/B | 42/64 | 44/66 | 46/68 | 48/70 | 52/72 | 100 |



T-Shirt Kid

REF: TSRK150WLT

3/4 - 12/14
WLT

T-Shirt 3cm longer, prepared for dyeing.
Polyester yarn. Double needle on collar.

COMPOSITION: 100% Cotton.
WEIGHT: 155 g/m².
COLORS: 1.
SIZES: From 3/4 to 12/14.



| | 3/4 | 5/6 | 7/8 | 9/11 | 12/14 | |
|-----|-------|-------|-------|-------|-------|-----|
| A/B | 32/47 | 35/52 | 38/55 | 41/61 | 43/64 | 100 |

S / XL

WH

BK


RD

FU

RB

NY

LM



Curves Polo

REF: CURVSPOLO

Woman’s fitted short sleeve polo shirt. Side vents. Buttons in the same color as the garment. Piqué fabric. Three-button placket with bottom box-stitch reinforcement. 1X1 rib on collar and cuffs.

COMPOSITION: 100% Preshrunk combed cotton.
WEIGHT: 200 g/m².
COLORS: 7.
SIZES: From S to XL.



| | S | M | L | XL | |
|-----|-------|-------|-------|-------|----|
| A/B | 56/73 | 58/73 | 60/75 | 62/75 | 50 |



Curves Lady T-Shirt

REF: CURVS150

Women’s fitted short sleeve T-shirt. Double needle stitching in sleeves and bottom hem for extra durability. Side-seamed.

COMPOSITION: 100% Cotton.
GM: 85% Cotton / 15% Viscose.
WEIGHT: 145 g/m² approx.
COLORS: 9.
SIZES: From S to XL.



| | S | M | L | XL | |
|-----|-------|-------|-------|-------|-----|
| A/B | 53/70 | 56/73 | 59/74 | 62/76 | 100 |

S - XL

WH

GM

BK

RD

FU

TU

RB

NY

LM

S / XL

WH

BK



Curves Slub

REF: CURVSSLUB

Woman’s short sleeve T-shirt. Slub fabric. 1X1 ribbed V-neck collar. Bell shaped. Unfinished sleeve and bottom.

COMPOSITION: 100% Slub cotton.
WEIGHT: 120 g/m².
COLORS: 2.
SIZES: From S to XL.



| | S | M | L | XL | |
|-----|-------|-------|-------|-------|-----|
| A/B | 47/68 | 52/69 | 56/72 | 60/74 | 100 |



Curves T-Shirt V-Neck

REF: CURVSPICO

Women’s fitted short sleeve T-shirt. Double needle stitching in sleeves and bottom hem for extra durability. Single jersey. V-neck.

COMPOSITION: 100% Cotton.
GM: 85% Cotton / 15% Viscose.
WEIGHT: 145 g/m² approx.
COLORS: 9.
SIZES: From S to XL.



| | S | M | L | XL | |
|-----|-------|-------|-------|-------|-----|
| A/B | 53/70 | 56/73 | 59/74 | 62/76 | 100 |

S - XL

WH

GM

BK

RD

FU

TU

RB

NY

LM

Cotton Life

XS / 3XL

WHSB

*Also in fluorescent colours **TSRA150** (pag.20)





Man Subli T-Shirt

REF: SBTSMAN

Men’s short sleeve t-shirt.
Double needle stitching in sleeves and bottom hem for extra durability.

COMPOSITION: 100% Polyester.
WEIGHT: 150 g/m².
COLORS: 1.
SIZES: From XS to 3XL.



|  | XS | S | M | L | XL | XXL | 3XL |  |
|---|-------|-------|-------|-------|-------|-------|-------|---|
| | 46/66 | 48/68 | 51/70 | 53/72 | 56/74 | 58/76 | 61/78 | |

S / 3XL

WHSB

*Also in fluorescent colours **TSRLCMF** (pag.22)





Lady Subli Comfort

REF: SBTSLCMF

Women’s short sleeve t-shirt.
Double needle stitching in sleeves and bottom hem for extra durability.

COMPOSITION: 100% Polyester.
WEIGHT: 150 g/m².
COLORS: 1.
SIZES: From S to 3XL.



|  | S | M | L | XL | XXL | 3XL |  |
|---|-------|-------|-------|-------|-------|-------|---|
| | 42/60 | 44/62 | 46/64 | 48/66 | 50/68 | 52/70 | |

3/4 - 12/14

WHSB





Kid Subli Unisex T-Shirt

REF: SBTSKID

Kid’s short sleeve t-shirt.
Double needle stitching in sleeves and bottom hem for extra durability.

COMPOSITION: 100% Polyester.
WEIGHT: 150 g/m².
COLORS: 1.
SIZES: From 3/4 to 12/14.



|  | 3/4 | 5/6 | 7/8 | 9/11 | 12/14 |  |
|---|-------|-------|-------|-------|-------|---|
| | 32/44 | 35/49 | 38/52 | 41/58 | 43/61 | |





WORKWEAR

Line

Durability and comfort
you can count on: garments
created to support top
professionals



ONE SIZE

WH

ZC

BK

RD

CA

DNV

LS



Vienna

REF: WKVIENNA

Adult half apron unisex.
Two back straps to tie.
Kangaroo pocket and 1 pocket with double opening.

COMPOSITION: 65% Polyester / 35% Cotton.
DNV: 100% Cotton / 220 g/m².
WEIGHT: 180 g/m².
COLORS: 7.
SIZES: One size.

ONE SIZE

47,5

91

ONE SIZE

WH

BK

DNV



Venice

REF: WKVENICE

Adult mini apron unisex.
Two back straps to tie.
3 wide pockets and 2 narrow ones.

COMPOSITION: 65% Polyester / 35% Cotton.
DNV: 100% Cotton / 220 g/m².
WEIGHT: 180 g/m² approx.
COLORS: 3.
SIZES: One size.

ONE SIZE

26

70



Paris

REF: WKPARIS

Apron unisex for adult.
Adjustable neck strap with sliding plastic buckle.
Two waist straps.
Large front double pocket.

COMPOSITION: 65% Polyester / 35% Cotton.
DNV: 100% Cotton / 220 g/m².
WEIGHT: 180 g/m².
COLORS: 10.
SIZES: One size.

ONE SIZE

83

81

ONE SIZE

WH

ZC

BK

RD

CA

RP

DNV

NY

LM

LS

KIDS

PAG.69

REF: WKPARISK

XS - 3XL

WH

AZ

EM



Oporto

REF: WKOPORTO

Unisex scrub top. V-neck.
Single stitch at sleeve and bottom hems.
One chest pocket, left side.
Two pockets at bottom.
Half moon at back neck. Side slit.

COMPOSITION: 65% Polyester / 35% Cotton.
WEIGHT: 170 g/m².
COLORS: 3.
SIZES: From XS to 3XL.



| | XS | S | M | L | XL | XXL | 3XL | |
|--|-------|-------|-------|-------|-------|-------|-------|----|
| | 57/72 | 60/73 | 63/74 | 66/75 | 69/76 | 72/77 | 75/78 | 50 |

XS - 3XL

WH

AZ

EM



Lisbon

REF: WKLISBON

Unisex scrub bottom trousers.
Elastic waistband with front button and fly zipper closure. Back pocket right side once worn.

COMPOSITION: 65% Polyester / 35% Cotton.
WEIGHT: 170 g/m².
COLORS: 3.
SIZES: From XS to 3XL.



| | XS | S | M | L | XL | XXL | 3XL | |
|--|--------|--------|--------|--------|--------|--------|--------|----|
| | 46/100 | 48/102 | 50/104 | 52/106 | 54/108 | 56/110 | 58/112 | 50 |



S - 3XL



Rome

REF: WKROME

Man labcoat. V-neck closure.
Chest pocket at left side once worn and 2 front pockets at bottom.
5 front buttons, matching colour.
Back belt in self fabric.

COMPOSITION: 65% Polyester / 35% Cotton.
WEIGHT: 190 g/m².
COLORS: 3.
SIZES: From S to 3XL.



| | S | M | L | XL | XXL | 3XL | |
|-----|-------|--------|--------|--------|--------|--------|----|
| A/B | 52/98 | 57/100 | 62/102 | 67/104 | 72/106 | 77/108 | 25 |

XS - XXL



Rome Lady

REF: WKROMEL

Lady labcoat. V-neck closure.
Chest pocket at left side once worn and 2 front pockets at bottom.
5 front buttons, matching colour.
Back belt in self fabric.

COMPOSITION: 65% Polyester / 35% Cotton.
WEIGHT: 190 g/m².
COLORS: 3.
SIZES: From XS to XXL.



| | XS | S | M | L | XL | XXL | |
|-----|-------|-------|-------|-------|-------|-------|----|
| A/B | 47/86 | 50/88 | 54/90 | 58/92 | 62/94 | 66/96 | 25 |





Polo Worker 210

REF: PORA210WK

Men's short sleeve polo shirt. Piqué fabric.
Placket with bottom box-stitch reinforcement.
Buttons colour same colour polo shirt.
1X1 rib on collar and cuffs.
Side vents. Two-button placket.

COMPOSITION:

60% Polyester / 40% Cotton.
GM: 85% Cotton / 15% Viscose.

WEIGHT: 210 g/m² approx.

COLORS: 10.

SIZES: From S to 5XL.

S - 3XL

WH

GM

BK

RD

BU

SK

RB

NY

KG

BG

4XL / 5XL




WH

BK

RB

NY



|  A/B | S | M | L | XL | XXL | 3XL |  50 |
|--|-------|-------|---|-------|-------|-------|---|
| | 52/70 | 54/72 | 56/74 | 60/76 | 64/82 | 66/88 | |
| | 4XL | 5XL |  25 | | | | |
| | 72/92 | 76/96 | | | | | |



Polo Worker Lady

REF: POPL200WK

Lady's short sleeve polo shirt. Piqué fabric.
Placket with bottom box-stitch reinforcement.
Buttons colour same colour polo shirt.
1X1 rib on collar and cuffs.
Side vents. Three-button placket.

COMPOSITION:

60% Polyester / 40% Cotton.
GM: 85% Cotton / 15% Viscose.

WEIGHT: 200 g/m² approx.

COLORS: 10.

SIZES: From S to 3XL.

S - 3XL

WH

GM

BK

RD

BU

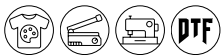
SK



RB

NY

KG

BG




|  A/B | S | M | L | XL | XXL | 3XL |  50 |
|--|-------|-------|-------|-------|-------|-------|---|
| | 42/61 | 44/63 | 46/65 | 48/67 | 50/69 | 54/73 | |


WH BK

SIZES: From S to 4XL.

WH BK

SIZES: From S to 4XL.

| COLLAR SIZE | 38 | 39 | 42 | 43 | 46 | 48 | 50 |
|---|-------|-------|-------|-------|-------|-------|-------|
|  | S | M | L | XL | XXL | 3XL | 4XL |
| | 53/79 | 56/80 | 58/81 | 63/82 | 68/83 | 73/84 | 78/85 |





SIZES: From XS to 3XL.

WH BK



SIZES: From XS to 3XL.

| COLLAR SIZE | 34 | 36 | 37 | 38 | 39 | 41 | 42 |
|-------------|-------|-------|-------|-------|-------|-------|-------|
| | XS | M | L | XL | XXL | 3XL | 3XL |
| | 46/63 | 49/65 | 52/67 | 54/68 | 58/69 | 62/70 | 66/71 |



! Do not use softener as it will remove the treatment.

Oslo

S / 4XL



Pekin

REF: SHAPEKIN

Man shirt. Long sleeve shirt. Body fitted.
Buttons colour same colour shirt. Placket in sleeves.
One button placket and one pleat in the sleeve.
Two buttons cuffs. Poplin.

COMPOSITION: 65% Polyester / 35% Cotton.

COLORS: 2.

SIZES: From S to 4XL.

S / 4XL



Pekin SS

REF: SHAPEKINSS

Man shirt. Short sleeve shirt. Body fitted.
Buttons colour same colour shirt.
Poplin.

COMPOSITION: 65% Polyester / 35% Cotton.

COLORS: 2.

SIZES: From S to 4XL.

| | | | | | | | | |
|--|-------------|-------|-------|-------|-------|-------|-------|--|
| | COLLAR SIZE | | | | | | | |
| | 38 | 39 | 42 | 43 | 46 | 48 | 50 | |
| | S | M | L | XL | XXL | 3XL | 4XL | |
| | 53/79 | 56/80 | 58/81 | 63/82 | 68/83 | 73/84 | 78/85 | |

XS / 3XL



Pekin Lady

REF: SHLPEKIN

Lady shirt. Long sleeve shirt. Body fitted.
Buttons colour same colour shirt. Placket in sleeves.
One button placket and one pleat in the sleeve.
Two buttons cuffs. Poplin.

COMPOSITION: 65% Polyester / 35% Cotton.

COLORS: 2.

SIZES: From XS to 3XL.

XS / 3XL



Pekin Lady SS

REF: SHLPEKINSS

Lady shirt. Long and short sleeve. Body fitted.
Buttons colour same colour shirt. Placket in sleeves.
Poplin.

COMPOSITION: 65% Polyester / 35% Cotton.

COLORS: 2.

SIZES: From XS to 3XL.

| | | | | | | | | |
|--|-------------|-------|-------|-------|-------|-------|-------|--|
| | COLLAR SIZE | | | | | | | |
| | 34 | 36 | 37 | 38 | 39 | 41 | 42 | |
| | XS | M | L | XL | XXL | 3XL | 3XL | |
| | 46/63 | 49/65 | 52/67 | 54/68 | 58/69 | 62/70 | 66/71 | |

Do not use softener as it will remove the treatment.

Pekin
Wrinkle free+antibacterial shirt

S / 4XL

- WH SK RB
- SL

HEATHER

- BU DG GR
- DB



Oxford

REF: SHAOXF

Man Oxford shirt. Long sleeve shirt. Buttons colour same colour shirt. Pocket on the left side and buttons on the neck. Oxford.

COMPOSITION: 60% Cotton / 40% Polyester.

DG/GR/DB: 70% Cotton /30% Polyester.

BU: 68% Rayón /32% Polyester.

COLORS: 8.

SIZES: From S to 4XL.

S / 4XL

- WH SK RB
- SL



Oxford SS

REF: SHAOXFSS

Man Oxford shirt. Short sleeve shirt.

Buttons colour same colour shirt.

Pocket on the left side and buttons on the neck. Oxford.

COMPOSITION: 60% Cotton / 40% Polyester.

COLORS: 4.

SIZES: From S to 4XL.

| | | | | | | | | |
|--|-------------|-------|-------|-------|-------|-------|-------|--|
| | COLLAR SIZE | | | | | | | |
| | 38 | 39 | 42 | 43 | 46 | 48 | 50 | |
| | S | M | L | XL | XXL | 3XL | 4XL | |
| | 53/79 | 56/80 | 58/81 | 63/82 | 68/83 | 73/84 | 78/85 | |

XS / 3XL

- WH SK RB
- SL

HEATHER

- BU DG GR
- DB



Oxford Lady

REF: SHLOXF

Lady shirt. Long sleeve shirt. Body fitted.

Buttons colour same colour shirt. Oxford.

COMPOSITION: 60% Cotton / 40% Polyester.

DG/GR/DB: 70% Cotton /30% Polyester.

BU: 68% Rayón /32% Polyester.

COLORS: 8.

SIZES: From XS to 3XL.

XS / 3XL

- WH SK RB
- SL



Oxford Lady SS

REF: SHLOXFSS

Lady shirt. Short sleeve. Body fitted.

Buttons colour same colour shirt. Oxford.

COMPOSITION: 60% Cotton / 40% Polyester.

COLORS: 4.

SIZES: From XS to 3XL.

| | | | | | | | | |
|--|-------------|-------|-------|-------|-------|-------|-------|--|
| | COLLAR SIZE | | | | | | | |
| | 34 | 36 | 37 | 38 | 39 | 41 | 42 | |
| | XS | S | M | L | XL | XXL | 3XL | |
| | 46/63 | 49/65 | 52/67 | 54/68 | 58/69 | 62/70 | 66/71 | |



Casual & Business shirt

Oxford

- S / 4XL
- WH
 - GY
 - BK
 - DR
 - SK
 - RB
 - NY



Popelin

REF: SHAPOP

Man poplin shirt. Long sleeve shirt.
Pocket on the left side and buttons on the neck.
Buttons colour same colour shirt.

COMPOSITION:

65% Polyester / 35% Cotton.

COLORS: 7.

SIZES: From S to 4XL.

- S / 4XL
- WH
 - GY
 - BK
 - SK
 - RB
 - NY



Popelin SS



REF: SHAPOPSS

Man poplin shirt. Short sleeve shirt.
Pocket on the left side and buttons on the neck.
Buttons colour same colour shirt.

COMPOSITION: 65% Polyester / 35% Cotton.

COLORS: 6.

SIZES: From S to 4XL.

| COLLAR SIZE  | 38 | 39 | 42 | 43 | 46 | 48 | 50 |  |
|--|-------|-------|-------|-------|-------|-------|-------|---|
| | S | M | L | XL | XXL | 3XL | 4XL | |
| A/B | 53/79 | 56/80 | 58/81 | 63/82 | 68/83 | 73/84 | 78/85 | 25 |

- XS / 3XL
- WH
 - GY
 - BK
 - DR
 - SK
 - RB
 - NY



Popelin Lady

REF: SHLPOP

Lady shirt. Long sleeve shirt.
Buttons colour same colour shirt.
Body fitted.

COMPOSITION:

65% Polyester / 35% Cotton.

COLORS: 7.

SIZES: From XS to 3XL.

- XS / 3XL
- WH
 - GY
 - BK
 - SK
 - RB
 - NY



Popelin Lady SS



REF: SHLPOPSS

Lady shirt. Short sleeve shirt.
Buttons colour same colour shirt.
Body fitted.

COMPOSITION: 65% Polyester / 35% Cotton.

COLORS: 6.

SIZES: From XS to 3XL.

| COLLAR SIZE  | 34 | 36 | 37 | 38 | 39 | 41 | 42 |  |
|--|-------|-------|-------|-------|-------|-------|-------|---|
| | XS | S | M | L | XL | XXL | 3XL | |
| A/B | 46/63 | 49/65 | 52/67 | 54/68 | 58/69 | 62/70 | 66/71 | 25 |



Popelin
Casual & Business shirt



Milan

REF: SHAMILAN

Casual shirt Fil a Fil. Long sleeve. Fil a Fil shirt (a type of fabric by the alternation of two colours of yarn). Semi cutaway collar. No chest pocket.

COMPOSITION:

65% Polyester / 35% Cotton Yarn Dyed.

COLORS: 1.

SIZES: From XS to 3XL.



| COLLAR SIZE | 37 | 38 | 39 | 42 | 43 | 46 | 48 | |
|-----------------|-------|-------|-------|-------|-------|-------|-------|----|
| | XS | S | M | L | XL | XXL | 3XL | |
| A/B | 51/79 | 53/79 | 56/80 | 58/81 | 63/82 | 68/83 | 73/84 | 25 |



London

REF: SHALONDON

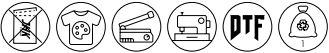
Check casual shirt. Long sleeve. Men´s check shirt. Semi cutaway collar. No chest pocket. Easy iron.

COMPOSITION:

65% Polyester / 35% Cotton Yarn Dyed.

COLORS: 1.

SIZES: From XS to 3XL.



| COLLAR SIZE | 37 | 38 | 39 | 42 | 43 | 46 | 48 | |
|-----------------|-------|-------|-------|-------|-------|-------|-------|----|
| | XS | S | M | L | XL | XXL | 3XL | |
| A/B | 51/79 | 53/79 | 56/80 | 58/81 | 63/82 | 68/83 | 73/84 | 25 |



Berlin

REF: SHABERLIN

Stripe casual shirt. Long sleeve. Men´s blue stripe shirt. Semi cutaway collar. No chest pocket. Easy iron.

COMPOSITION:

65% Polyester / 35% Cotton Yarn Dyed.

COLORS: 1.

SIZES: From XS to 3XL.



| COLLAR SIZE | 37 | 38 | 39 | 42 | 43 | 46 | 48 | |
|-----------------|-------|-------|-------|-------|-------|-------|-------|----|
| | XS | S | M | L | XL | XXL | 3XL | |
| A/B | 51/79 | 53/79 | 56/80 | 58/81 | 63/82 | 68/83 | 73/84 | 25 |



Monaco

REF: SHAMONACO

Denim casual shirt. Long sleeve. Men´s denim shirt. Semi cutaway collar. No chest pocket. Easy iron.

COMPOSITION:

65% Polyester / 35% Cotton Yarn Dyed.

COLORS: 1.

SIZES: From XS to 3XL.



| COLLAR SIZE | 37 | 38 | 39 | 42 | 43 | 46 | 48 | |
|-----------------|-------|-------|-------|-------|-------|-------|-------|----|
| | XS | S | M | L | XL | XXL | 3XL | |
| A/B | 51/79 | 53/79 | 56/80 | 58/81 | 63/82 | 68/83 | 73/84 | 25 |

XS / 4XL

DNV



Texas

REF: SHATEXAS

Denim fabric effect casual shirt.
Long sleeve. Semi cutaway collar.
Pocket in the left side. Easy iron.

COMPOSITION:

100% Cotton denim.

COLORS: 1.

SIZES: From XS to 4XL.



COLLAR SIZE



| | | | | | | | | |
|-------|-------|-------|-------|-------|-------|-------|-------|----|
| 37 | 38 | 39 | 42 | 43 | 46 | 48 | 50 | |
| XS | S | M | L | XL | XXL | 3XL | 4XL | |
| 51/79 | 53/79 | 56/80 | 58/81 | 63/82 | 68/83 | 73/84 | 78/85 | 25 |

XS - 3XL

DNV



Texas Lady

REF: SHLTEXAS

Denim fabric effect casual shirt.
Long sleeve. Semi cutaway collar.
Pocket in the left side. Easy iron.

COMPOSITION:

100% Cotton denim.

COLORS: 1.

SIZES: From XS to 3XL.



COLLAR SIZE



| | | | | | | | |
|-------|-------|-------|-------|-------|-------|-------|----|
| 34 | 36 | 37 | 38 | 39 | 41 | 42 | |
| XS | S | M | L | XL | XXL | 3XL | |
| 46/63 | 49/65 | 52/67 | 54/68 | 58/69 | 62/70 | 66/71 | 25 |

Texas

S / 3XL

WHW

SKW

NYW

MGW

BRW

Linen Effect



Tulum

REF: SHATULUM

Long sleeve shirt. Collar without button.
One button placket and one pleat in the sleeve.
Two buttons cuffs.

COMPOSITION: 100% Slub cotton.

COLORS: 5.

SIZES: From S to 3XL.

| | | | | | | | |
|--|-------|-------|-------|-------|-------|-------|----------------|
| <div>COLLAR SIZE</div> <div><div>A/B</div></div> | 37 | 38 | 41 | 43 | 44 | 46 | <div></div> 25 |
| | S | M | L | XL | XXL | 3XL | |
| | 57/77 | 59/79 | 63/82 | 65/83 | 70/85 | 75/85 | |



S / 3XL

WHW

SKW

NYW

MGW

BRW

Mahon

REF: SHAMAHON

Long sleeve shirt with Mao collar (crew neck).
One button placket and one pleat in the sleeve.
Two buttons cuffs.

COMPOSITION: 100% Slub cotton.

COLORS: 5.

SIZES: From S to 3XL.



| | | | | | | | |
|---------------------------|-------|-------|-------|-------|-------|-------|----------------|
| <div><div>A/B</div></div> | S | M | L | XL | XXL | 3XL | <div></div> 25 |
| | 57/77 | 59/79 | 63/82 | 65/83 | 70/85 | 75/85 | |

Arizona / Arizona Lady

Cargo pants. Waistband with side elastic bands and closure with a button. Two seams pockets at front. One patch gusset flap pocket at side seam with velcro closure, right side once worn. Two angled patch flap pockets with velcro closure, at back. Four darts at knee to give more capacity and easy wearing. Reinforcement on the front, thighs and knees.

COMPOSITION: 98% Cotton / 2% Elastane.

WEIGHT: 280 g/m².

COLORS: 4.

SIZES: Man: From XS to 5XL.

Lady: From XS to 4XL.

REF: WKARIZONA

S / 3XL

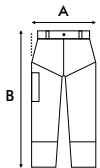
BK

ZC


NY

AR





| | | | | | | | | | |
|-----|--------|--------|--------|--------|--------|--------|--------|--------|--------|
| USA | 28 | 30 | 32 | 34 | 36 | 38 | 40 | 42 | 44 |
| EU | XS | S | M | L | XL | XXL | 3XL | 4XL | 5XL |
| | 38 | 40 | 42 | 44 | 46 | 48 | 50 | 52 | 54 |
| A/B | 38/113 | 40/114 | 42/115 | 44/116 | 46/117 | 48/118 | 50/119 | 52/120 | 54/121 |

25

REF: WKARIZONAL

XS / 4XL

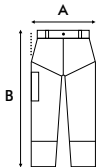
BK

ZC


NY

AR





| | | | | | | | | |
|-----|--------|--------|--------|--------|--------|--------|--------|--------|
| USA | 26 | 28 | 30 | 32 | 34 | 36 | 38 | 40 |
| EU | XS | S | M | L | XL | XXL | 3XL | 4XL |
| | 36 | 38 | 40 | 42 | 44 | 46 | 48 | 50 |
| A/B | 34/102 | 36/102 | 38/103 | 40/104 | 42/105 | 44/105 | 46/106 | 48/106 |

25



ArizonaElasticated cargo pants

Dubai / Dubai Lady

Cargo pants. Elastic waistband at back and closure with hidden button. Seven belt loops and zipper matching ground colour. Two seemed pockets at front. One binding small pocket at right top leg once worn. One patch gusset pocket at left side once worn. Snap closure. One flap pocket at back, right side once worn with snap closure. One pocket at back, left side once worn. A strap of self fabric from left back pocket bottom part, to side seam. One angled pocket at back right side once worn. Back yoke. Two decorative seams at knee and 1 at back.

COMPOSITION: 65% Polyester / 35% Cotton.
WEIGHT: 250 g/m². **COLORS:** 3.
SIZES: Man: From XS to 5XL. Lady: From XS to 4XL.

REF: WKDUBAI

XS / 5XL

GF

BK

NY



A

B

| | | | | | | | | | |
|-----|--------|--------|--------|--------|--------|--------|--------|--------|--------|
| USA | 28 | 30 | 32 | 34 | 36 | 38 | 40 | 42 | 44 |
| EU | XS | S | M | L | XL | XXL | 3XL | 4XL | 5XL |
| | 38 | 40 | 42 | 44 | 46 | 48 | 50 | 52 | 54 |
| A/B | 36/108 | 38/109 | 40/110 | 42/111 | 44/112 | 46/113 | 48/114 | 50/115 | 52/116 |

25

REF: WKDUBAIL

XS / 4XL

GF

BK

NY



A

B

| | | | | | | | | |
|-----|--------|--------|--------|--------|--------|--------|--------|--------|
| USA | 26 | 28 | 30 | 32 | 34 | 36 | 38 | 40 |
| EU | XS | S | M | L | XL | XXL | 3XL | 4XL |
| | 36 | 38 | 40 | 42 | 44 | 46 | 48 | 50 |
| A/B | 34/103 | 36/104 | 38/104 | 40/104 | 42/105 | 44/105 | 46/106 | 48/106 |

25



Dubai

Cargo pants

Tokyo / Tokyo Lady

Tailoring trousers. Waistband closure with a button, six belt loops and zipper matching ground colour. Two back binding pockets with one button closure. Two seamed pockets at front.

COMPOSITION: 98% Cotton / 2% Elastane.

WEIGHT: 280 g/m².

COLORS: 3.

SIZES: Man: From XS to 5XL.

Lady: From XS to 4XL.

REF: WKTOKYO

XS / 5XL

BK

NY

AR



A

B

| | | | | | | | | | | |
|-----|--------|--------|--------|--------|--------|--------|--------|--------|--------|--|
| USA | 28 | 30 | 32 | 34 | 36 | 38 | 40 | 42 | 44 | |
| EU | XS | S | M | L | XL | XXL | 3XL | 4XL | 5XL | |
| | 38 | 40 | 42 | 44 | 46 | 48 | 50 | 52 | 54 | |
| A/B | 38/113 | 40/114 | 42/115 | 44/116 | 46/117 | 48/118 | 50/119 | 52/120 | 54/121 | |

REF: WKTOKYOL

XS / 4XL

BK

NY

AR



A

B

| | | | | | | | | | |
|-----|--------|--------|--------|--------|--------|--------|--------|--------|--|
| USA | 26 | 28 | 30 | 32 | 34 | 36 | 38 | 40 | |
| EU | XS | S | M | L | XL | XXL | 3XL | 4XL | |
| | 36 | 38 | 40 | 42 | 44 | 46 | 48 | 50 | |
| A/B | 36/104 | 38/105 | 40/105 | 42/106 | 45/107 | 48/107 | 51/108 | 54/108 | |



Dublin / Dublin Lady

Stretch, five-pocket trousers. Waistband closure with a button, five belt loops, zipper and rivets in brass colour. Button and rivets with logo JHK. Two pockets at front, 1 small at right side once worn and 2 at back.

COMPOSITION: 98% Cotton / 2% Elastane.

WEIGHT: 280 g/m².

COLORS: 3.

SIZES: Man: From XS to 5XL.

Lady: From XS to 4XL.

REF: WKDUBLIN

XS / 5XL

BK

NY

AR



A

B

| | | | | | | | | | | |
|-----|--------|--------|--------|--------|--------|--------|--------|--------|--------|-------------------------------------|
| USA | 28 | 30 | 32 | 34 | 36 | 38 | 40 | 42 | 44 | |
| EU | XS | S | M | L | XL | XXL | 3XL | 4XL | 5XL | |
| | 38 | 40 | 42 | 44 | 46 | 48 | 50 | 52 | 54 | |
| A/B | 38/113 | 40/114 | 42/115 | 44/116 | 46/117 | 48/118 | 50/119 | 52/120 | 54/121 | <div><div></div><div>25</div></div> |

REF: WKDUBLINL

XS / 4XL

BK

NY

AR



A

B

| | | | | | | | | | |
|-----|--------|--------|--------|--------|--------|--------|--------|--------|-------------------------------------|
| USA | 26 | 28 | 30 | 32 | 34 | 36 | 38 | 40 | |
| EU | XS | S | M | L | XL | XXL | 3XL | 4XL | |
| | 36 | 38 | 40 | 42 | 44 | 46 | 48 | 50 | |
| A/B | 36/104 | 38/105 | 40/105 | 42/106 | 45/107 | 48/107 | 51/108 | 54/108 | <div><div></div><div>25</div></div> |



Dublin

Five pockets trousers



XXS / XXL

BK

ZC

NY

AR



Larisa

REF: WKLARISA

Lady short pants. Waistband with side elastic bands and closure with a button.
Five belt loops and zipper matching ground colour. With bottom hem. Hand pockets. With bottom hem.

COMPOSITION: 97% Cotton / 3% Elastane.

WEIGHT: 280 g/m².

COLORS: 4.

SIZES: From XXS to XXL.



| | EU | XXS | XS | S | M | L | XL | XXL | |
|-----|----|-------|-------|-------|-------|-------|-------|-------|--|
| | | 34 | 36 | 38 | 40 | 42 | 44 | 46 | |
| A/B | | 35/40 | 37/40 | 39/41 | 41/41 | 43/42 | 46/42 | 49/43 | |

XS / 5XL

BK

ZC

NY

AR



Chester

REF: WKCHESTER

Adult bermuda trouser. Waistband with side elastic bands and closure with a button.
Five belt loops and zipper matching ground colour. Buttons closure matching ground colour.

COMPOSITION: 97% Cotton / 3% Elastane.

WEIGHT: 280 g/m².

COLORS: 4.

SIZES: From XS to 5XL.



| | EU | XS | S | M | L | XL | XXL | 3XL | 4XL | 5XL | |
|-----|----|-------|-------|-------|-------|-------|-------|-------|-------|-------|--|
| | | 38 | 40 | 42 | 44 | 46 | 48 | 50 | 52 | 54 | |
| A/B | | 38/53 | 40/54 | 42/55 | 44/56 | 46/57 | 48/58 | 50/59 | 52/60 | 54/61 | |

S / XXL

GM

DGM

BK

BU

NY

BG



Boston

REF: WKBOSTON

V-neck sweater. Fitted cut.
Ribbed collar, cuffs and hem.
Soft touch.
COMPOSITION: 80% Viscose / 20% Nylon.
WEIGHT: 300 g/m² approx.
COLORS: 6.
SIZES: From S to XXL.



| | S | M | L | XL | XXL | |
|-----|-------|-------|-------|-------|-------|----|
| A/B | 48/65 | 50/67 | 52/69 | 54/71 | 56/73 | 25 |

S / XL

GM

DGM

BK

BU

NY

BG



Boston Lady

REF: WKBOSTONL

V-neck sweater. Fitted cut.
Ribbed collar, cuffs and hem.
Soft touch.
COMPOSITION: 80% Viscose / 20% Nylon.
WEIGHT: 300 g/m² approx.
COLORS: 6.
SIZES: From S to XL.



| | S | M | L | XL | |
|-----|-------|-------|-------|-------|----|
| A/B | 44/55 | 46/57 | 48/59 | 50/61 | 25 |





WINTER

Line

Ready for the cold,
designed for daily life.
A warm, comfortable,
and stylish line



Sweatshirt Unisex

REF: SWRA290

Unisex´s sweatshirt. Brushed plush.
Double needle collar, cuffs and waistband for extra durability.
Collar, cuffs and bottom hem in 2X1 rib with elastane.

COMPOSITION: 60% Cotton / 40% Recycled polyester.

AS: 67% Cotton / 31% Recycled polyester / 2% Viscose.

GM: 61% Cotton / 31% Recycled polyester / 8% Viscose.

DGM: 60% Recycled polyester / 40% Cotton.

FLUOR: 70% Recycled polyester / 30% Cotton.

WEIGHT: 290 g/m² approx.

COLORS: 80.

SIZES: From XS to 5XL.



| | XS | S | M | L | XL | XXL | 3XL | 4XL | 5XL | |
|--|-------|-------|-------|-------|-------|-------|-------|-------|-------|--|
| | 51/63 | 54/66 | 57/69 | 60/72 | 63/76 | 66/78 | 70/81 | 73/83 | 76/85 | |



PAG.118
REF: SWRK290

| XS / XXL | | | |
|----------|-----|----|----|
| NEW | | | |
| WG | ZC | MU | BC |
| WR | FU | CA | TU |
| AZ | SB | DN | LM |
| SG | MXG | AG | IV |
| AR | BR | CH | |

| | | | |
|-----|------|-----|-----|
| WH | AS | SL | GM |
| DGM | CHCH | CHC | GF |
| BK | LY | SY | LEY |
| APR | CO | OR | RD |
| CR | AN | BU | PK |
| PV | AL | RP | PKG |
| ML | DP | LP | FD |
| OD | LV | VI | PU |
| SK | AQM | AQ | RB |
| KB | PB | DNH | NY |
| IB | MO | AE | TE |
| MG | AP | KG | TP |
| BG | FG | KH | OC |
| SA | BT | LS | BRD |
| MM | | | |

| FLUOR | | | |
|-------|-----|-----|-----|
| SYF | ORF | FUF | LMF |

| 3XL | | | |
|-----|----|----|----|
| GM | BK | RB | NY |
| KG | BG | | |

| 4XL / 5XL | |
|-----------|----|
| BK | NY |



80
Colors

Kangaroo Sweatshirt

REF: SWRAKNG

Men´s hooded sweatshirt. Brushed plush.
Dyed-to-match drawcord.
Cuffs and bottom hem in 2X1 rib with elastane.
Pouch pocket for extra carry.

COMPOSITION: 60% Cotton / 40% Recycled polyester.
AS: 67% Cotton / 31% Recycled polyester / 2% Viscose.
GM: 61% Cotton / 31% Recycled polyester / 8% Viscose.
DGM: 60% Recycled polyester / 40% Cotton.
FLUOR: 70% Recycled polyester / 30% Cotton.

WEIGHT: 290 g/m² approx.

COLORS: 80.

SIZES: From XS to 5XL.



| | XS | S | M | L | XL | XXL | 3XL | 4XL | 5XL | |
|--|-------|-------|-------|-------|-------|-------|-------|-------|-------|----|
| | 52/68 | 54/69 | 56/70 | 58/71 | 60/72 | 62/74 | 64/76 | 67/78 | 69/80 | 25 |



 **PAG.119**
REF: SWRKKNG

| XS / 3XL | | | |
|----------|-----|----|----|
| NEW | | | |
| WG | ZC | MU | BC |
| WR | FU | RP | CA |
| TU | AZ | SB | LM |
| SG | MXG | AG | IV |
| AR | BR | CH | |

| | | | |
|-----|------|-----|-----|
| WH | AS | SL | GM |
| DGM | CHCH | CHC | GF |
| BK | LY | SY | LEY |
| APR | CO | OR | RD |
| CR | AN | BU | PK |
| PV | AL | PKG | ML |
| DP | LP | FD | OD |
| LV | VI | PU | SK |
| AQM | AQ | RB | KB |
| PB | DN | DNH | NY |
| IB | MO | AE | TE |
| MG | AP | KG | TP |
| BG | FG | KH | OC |
| SA | BT | LS | BRD |
| MM | | | |

| FLUOR | | | |
|-------|-----|-----|-----|
| SYF | ORF | FUF | LMF |

| 4XL / 5XL | | | |
|-----------|----|----|----|
| GM | BK | RD | RB |
| NY | | | |



80
Colors

1/2 - 12/14

WH

AS

GM

BK

SY

PH

OR

RD

BU

PK

PV

LV

PU

SK

RB

PB

NY

MO

KG

BG

BT

♀

PAG.114
REF: SWRA290



Sweatshirt Kid
REF: SWRK290

Kid´s sweatshirt. Brushed plush.
Double needle collar, cuffs and waistband for extra durability.
Bottom hem, cuffs and collar with 2X1 elastane rib.

COMPOSITION:
60% Cotton / 40% Recycled polyester.
AS: 67% Cotton / 31% Recycled polyester / 2% Viscose.
GM: 61% Cotton / 31% Recycled polyester / 8% Viscose.
WEIGHT: 290 g/m² approx.
COLORS: 21.
SIZES: From 1/2 to 12/14.



| | 1/2 | 3/4 | 5/6 | 7/8 | 9/11 | 12/14 | |
|-----|-------|-------|-------|-------|-------|-------|----|
| A/B | 33/40 | 36/43 | 39/46 | 42/53 | 46/58 | 50/61 | 25 |

S / XXL

WH

AS

GM

CHC

BK

SY

OR

RD

BU

PK

RP

PU

SK

RB

DN

NY

AP

KG

BG



Kangaroo Sweatshirt Lady
REF: SWULKNG

Woman´s hooded sweatshirt. Brushed plush.
Dyed-to-match drawcord.
Cuffs and bottom hem in 2X1 rib with elastane.
Pouch pocket for extra carry.

COMPOSITION:
60% Cotton / 40% Recycled polyester.
AS: 67% Cotton / 31% Recycled polyester / 2% Viscose.
GM: 61% Cotton / 31% Recycled polyester / 8% Viscose.
WEIGHT: 290 g/m² approx.
COLORS: 19.
SIZES: From S to XXL.



| | S | M | L | XL | XXL | |
|-----|-------|-------|-------|-------|-------|----|
| A/B | 48/66 | 50/68 | 52/70 | 54/72 | 56/74 | 25 |



Kangaroo Sweatshirt Kid
REF: SWRKKNNG

Kid´s hooded sweatshirt. Brushed plush. Cuffs and bottom hem in 2X1 rib with elastane.
Pouch pocket for extra carry.

COMPOSITION: 60% Cotton / 40% Recycled polyester.
AS: 67% Cotton / 31% Recycled polyester / 2% Viscose.
GM: 61% Cotton / 31% Recycled polyester / 8% Viscose.
WEIGHT: 290 g/m² approx.
COLORS: 23.
SIZES: From 1/2 to 12/14.

| | 1/2 | 3/4 | 5/6 | 7/8 | 9/11 | 12/14 | |
|-----|-------|-------|-------|-------|-------|-------|----|
| A/B | 33/40 | 36/43 | 39/46 | 42/53 | 46/58 | 50/61 | 25 |

1/2 - 12/14

NEW

SL

AQ

MG

WH

AS

GM

BK

SY

OR

RD

BU

PK

PV

LV

PU

SK

RB

PB

NY

MO

KG

BG

BT

♀

PAG.116
REF: SWRAKNG



XS / 3XL

WH

GM

BK

RD

PV

NY

RB

PB

MG

BT



Sweatshirt Raglan

REF: SWRARGL

Unisex´s sweatshirt. Brushed plush. Round neck. Raglan sleeve. Double needle collar, cuffs and waistband for extra durability. Collar, cuffs and bottom hem in 2X1 rib with elastane.

COMPOSITION: 60% Cotton / 40% Recycled polyester.
GM: 61% Cotton / 31% Recycled polyester / 8% Viscose.

WEIGHT: 290 g/m² approx.

COLORS: 10.

SIZES: From XS to 3XL.



A/B

| XS | S | M | L | XL | XXL | 3XL | |
|-------|-------|-------|-------|-------|-------|-------|--------------------------|
| 51/63 | 54/66 | 57/69 | 60/72 | 63/76 | 66/78 | 70/81 | <div><div>25</div></div> |

S / XXL

NEW

PB

MO

BT

WH

AS

BK

OR

RD

RB

NY

KH



Half Zip Sweatshirt

REF: SWRAZIP

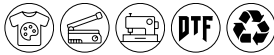
Men´s half zip sweatshirt. Brushed plush. Cuffs and bottom hem in 2X1 rib with elastane.

COMPOSITION: 60% Cotton / 40% Recycled polyester.
AS: 67% Cotton / 31% Recycled polyester / 2% Viscose.

WEIGHT: 290 g/m² approx.

COLORS: 11.

SIZES: From S to XXL.



A/B

| S | M | L | XL | XXL | |
|-------|-------|-------|-------|-------|--------------------------|
| 54/66 | 57/69 | 60/72 | 63/76 | 66/78 | <div><div>25</div></div> |

XS / XXL

WH

GM

CHC

BK

RD

CA

RB

DN

NY

BG

KH

 **PAG.124**
REF: SWRKFUZIP

KIDS



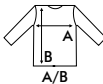

Full Zip Sweatshirt

REF: SWRAFUZIP

Men´s sweatshirt. Brushed plush. Cuffs and bottom hem in 2X1 rib with elastane. Kissing zipper. Hand pockets.

COMPOSITION: 60% Cotton / 40% Recycled polyester.
GM: 61% Cotton / 31% Recycled polyester / 8% Viscose.
WEIGHT: 290 g/m² approx.
COLORS: 11.
SIZES: From XS to XXL.



|  | XS | S | M | L | XL | XXL |  |
|---|-------|-------|-------|-------|-------|-------|---|
| A/B | 52/67 | 54/69 | 56/72 | 58/74 | 60/76 | 62/78 | 25 |



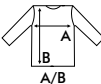

Hooded Sweatshirt

REF: SWUAHOOD

Unisex hooded sweatshirt. Brushed plush. Dyed-to-match drawcord. Cuffs and bottom hem in 2X1 rib with elastane. Kissing zipper. Pouch pocket for extra carry.

COMPOSITION: 60% Cotton / 40% Recycled polyester.
GM: 61% Cotton / 31% Recycled polyester / 8% Viscose.
DGM: 60% Recycled polyester / 40% Cotton.
WEIGHT: 290 g/m² approx.
COLORS: 20.
SIZES: From XS to 3XL.



|  | XS | S | M | L | XL | XXL | 3XL |  |
|---|-------|-------|-------|-------|-------|-------|-------|---|
| A/B | 52/67 | 54/69 | 56/70 | 58/71 | 60/72 | 62/74 | 64/76 | 25 |

XS / XXL

NEW

AS

SL

PV

BU

PB

MO

MG

BT

WH

GM

DGM

BK

MU

RD

PK

RB

NY

KG

BG

KH

3XL

GM

DGM

BK

NY

 **PAG.124**
REF: SWRKHOOD

KIDS

1/2 - 12/14



 **PAG.123**
REF: SWJAHOOD



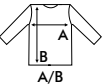

Kid Hooded Sweatshirt

REF: SWRKHOOD

Kid´s hooded sweatshirt.
Brushed plush. Dyed-to-match drawcord.
Cuffs and bottom hem in 2X1 rib with elastane.
Kissing zipper. Pouch pocket for extra carry.

COMPOSITION:
60% Cotton / 40% Recycled polyester.
AS: 67% Cotton / 31% Recycled polyester / 2% Viscose.
WEIGHT: 290 g/m² approx.
COLORS: 12.
SIZES: From 1/2 to 12/14.



| | 1/2 | 3/4 | 5/6 | 7/8 | 9/11 | 12/14 | |
|---|-------|-------|-------|-------|-------|-------|---|
|  | 33/40 | 36/43 | 39/46 | 42/53 | 46/58 | 50/61 |  |

1/2 - 12/14



 **PAG.122**
REF: SWRAFUZIP



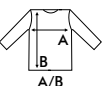

Kid Full Zip Sweatshirt

REF: SWRKFUZIP

Kid´s sweatshirt. Brushed plush.
Cuffs and bottom hem in 2X1 rib with elastane.
Kissing zipper. Hand pockets.

COMPOSITION:
60% Cotton / 40% Recycled polyester.
AS: 67% Cotton / 31% Recycled polyester / 2% Viscose.
WEIGHT: 290 g/m² approx.
COLORS: 8.
SIZES: From 1/2 to 12/14.



| | 1/2 | 3/4 | 5/6 | 7/8 | 9/11 | 12/14 | |
|---|-------|-------|-------|-------|-------|-------|---|
|  | 33/40 | 36/43 | 39/46 | 42/53 | 46/58 | 50/61 |  |



S - XXL

GM

BK

NY



Sweat Pants Man
REF: SWPANTSM

Men´s joggers. Brushed plush.
Elastic waistband with matching drawcord.
Hand pockets. Straight cut.

COMPOSITION:
60% Cotton / 40% Recycled polyester.
GM: 61% Cotton / 31% Recycled polyester / 8% Viscose.
WEIGHT: 290 g/m² approx.
COLORS: 3.
SIZES: From S to XXL.



| | S | M | L | XL | XXL | |
|--|--------|--------|--------|--------|--------|--|
| | 52/106 | 54/108 | 55/110 | 57/112 | 58/114 | |



Sweat Pants Lady
REF: SWPANTSL

Woman´s joggers. Brushed plush.
Elastic waistband with matching drawcord.
Straight cut.

COMPOSITION:
60% Cotton / 40% Recycled polyester.
GM: 61% Cotton / 31% Recycled polyester / 8% Viscose.
WEIGHT: 290 g/m² approx.
COLORS: 3.
SIZES: From S to XXL.



| | S | M | L | XL | XXL | |
|--|-------|--------|--------|--------|--------|--|
| | 40/99 | 42/101 | 44/103 | 46/105 | 48/107 | |

S - XL

GM

BK

NY



Sweat Shorts Man
REF: SWSHORTSM

Men´s shorts. Brushed plush.
Elastic waistband with matching drawcord.
Front pockets with marked stitching.
One back pocket.

COMPOSITION:
60% Cotton / 40% Recycled polyester.
GM: 61% Cotton / 31% Recycled polyester / 8% Viscose.
WEIGHT: 290 g/m² approx.
COLORS: 3.
SIZES: From S to XL.



| | S | M | L | XL | |
|--|-------|-------|-------|-------|--|
| | 49/45 | 51/49 | 52/54 | 54/58 | |



Sweat Pants Kid
REF: SWPANTSK

Kid´s joggers.
Brushed plush.
Elastic waistband with matching drawcord.
Hand pockets.
Elastic cuff at the hem.

COMPOSITION:
60% Cotton / 40% Recycled polyester..
GM: 61% Cotton / 31% Recycled polyester / 8% Viscose.
WEIGHT: 290 g/m² approx.
COLORS: 7.
SIZES: From 1/2 to 12/14.

PAG.128
REF: SWPANTSCFF



| | 1/2 | 3/4 | 5/6 | 7/8 | 9/11 | 12/14 | |
|--|-------|-------|-------|-------|-------|-------|--|
| | 28/40 | 30/52 | 33/60 | 35/68 | 37/75 | 39/85 | |

S - XXL

GM

BK

NY

1/2 - 12/14

NEW

PV

MO

GM

BK

RD

RB

NY

S / XXL

NEW

SL

FD

SB

GM

BK

PV

DP

PB

NY

MO

TE

BT

PAG.127

REF: SWPANTSK

KIDS



Sweat Pants Cuff

REF: SWPANTSCFF

Unisex pants with cuffs. Brushed plush. Elastic waistband with matching drawcord. Hand pockets. Elastic cuff at the hem.

COMPOSITION: 60% Cotton / 40% Recycled polyester.
GM: 61% Cotton / 31% Recycled polyester / 8% Viscose.
WEIGHT: 290 g/m² approx.
COLORS: 12.
SIZES: From S to XXL.



| | S | M | L | XL | XXL | |
|--|--------|--------|--------|--------|--------|----|
| | 50/104 | 52/106 | 54/108 | 55/110 | 57/112 | 25 |

XS / L

NEW

PV

BT

BK

GM



Sweatshirt Lady Cropped

REF: SWULCROP

Cropped sweatshirt lady. Brushed plush. Dyed-to-match drawcord. Cuffs in 2X1 rib with elastane.
COMPOSITION: 60% Cotton / 40% Recycled polyester.
GM: 61% Cotton / 31% Recycled polyester / 8% Viscose.
WEIGHT: 290 g/m² approx.
COLORS: 4.
SIZES: From XS to L.



| | XS | S | M | L | |
|--|-------|-------|-------|-------|----|
| | 56/45 | 58/46 | 60/48 | 62/50 | 25 |

15

Colors



Kangaroo Sweatshirt 320

REF: SWKNG320

Men´s hooded sweatshirt. Brushed plush.
Dyed-to-match drawcord.
Cuffs and bottom hem in 2X1 rib with elastane.
Pouch pocket for extra carry.

COMPOSITION: 80% Cotton / 20% Recycled polyester.
GM: 73% Cotton / 20% Recycled polyester / 7% Viscose.
WEIGHT: 320 g/m² approx.
COLORS: 15.
SIZES: From XS to 3XL.

XS - 3XL

NEW

PK

SK

MG

WH

AS

GM

BK

SY

RD

BU

RB

PB

NY

OC

BT



| | XS | S | M | L | XL | XXL | 3XL | |
|--|-------|-------|-------|-------|-------|-------|-------|----|
| | 52/68 | 54/69 | 56/70 | 58/71 | 60/72 | 62/74 | 64/76 | 25 |



Kangaroo Oversize

REF: SWKNGOVER

Hooded sweatshirt unisex. Brushed plush.
Cross-over neck design.
Cuffs and bottom hem in 2X1 rib with elastane.
Pouch pocket for extra carry.

COMPOSITION: 80% Cotton / 20% Recycled polyester.
GM: 73% Cotton / 20% Recycled polyester / 7% Viscose.
WEIGHT: 320 g/m² approx.
COLORS: 12.
SIZES: From XS to XXL.



| | XS | S | M | L | XL | XXL | |
|--|-------|-------|-------|-------|-------|-------|----|
| | 56/68 | 60/69 | 64/70 | 68/71 | 72/72 | 76/74 | 25 |

XS - XXL

NEW

WH

SL

GF

ML

SK

CH

GM

BK

FD

NY

TE

BT

12
Colors





OUR LIGHTWEIGHT FLEECE COLLECTION. IT'S A MEDIUM-WEIGHT COTTON KNITWEAR UNBRUSHED PLUSH SO THAT THE FRONT OF THE FABRIC IS SMOOTH AND SOFT AND THE INSIDE LOOPED.

XS - XXL

WH

GM

BK

PK

NY



Sweatshirt Lady French Terry

REF: SWCRL240

Woman´s sweatshirt.
Unbrushed plush, lightweight fabric.
Double needle collar, cuffs and waistband for extra durability.
Collar, cuffs and bottom hem in 2X1 rib with elastane.

COMPOSITION:
60% Cotton / 40% Recycled polyester.
GM: 73% Cotton / 20% Recycled polyester / 7% Viscose.
WEIGHT: 235-240 g/m² approx.
COLORS: 5.
SIZES: From XS to XXL.



| | XS | S | M | L | XL | XXL | |
|--|-------|-------|-------|-------|-------|-------|----|
| | 46/63 | 48/65 | 50/67 | 52/69 | 54/71 | 56/73 | 25 |

1/2 - 12/14

WH

RD

RB

NY



Sweatshirt Kid French Terry

REF: SWRK240

Kid´s sweatshirt.
Unbrushed plush, lightweight fabric.
Double needle collar, cuffs and waistband for extra durability.
Collar, cuffs and bottom hem in 2X1 rib with elastane.

COMPOSITION:
60% Cotton / 40% Recycled polyester.
WEIGHT: 235-240 g/m² approx.
COLORS: 4.
SIZES: From 1/2 to 12/14.



| | 1/2 | 3/4 | 5/6 | 7/8 | 9/11 | 12/14 | |
|--|-------|-------|-------|-------|-------|-------|----|
| | 33/40 | 36/43 | 39/46 | 42/53 | 46/58 | 50/61 | 25 |



Sweatshirt French Terry

REF: SWCR240

Men´s sweatshirt. Unbrushed plush, lightweight fabric.
Double needle collar, cuffs and waistband for extra durability.
Collar, cuffs and bottom hem in 2X1 rib with elastane.

COMPOSITION: 60% Cotton / 40% Recycled polyester.
GM: 73% Cotton / 20% Recycled polyester / 7% Viscose.
WEIGHT: 235-240 g/m² approx.
COLORS: 9.
SIZES: From S to 3XL.

| | S | M | L | XL | XXL | 3XL | |
|--|-------|-------|-------|-------|-------|-------|----|
| | 54/66 | 57/69 | 60/72 | 63/76 | 66/78 | 70/81 | 25 |

S / 3XL

NEW

PV

PB

BT

WH

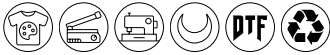
GM

BK

RD

RB

NY



XS - XXL

WH

GM

BK

PK

NY



Kangaroo Lady French Terry Sweatshirt

REF: SWULKNG240

Woman´s hooded sweatshirt.
Unbrushed plush, lightweight fabric.
Cuffs and bottom hem in 2X1 rib with elastane.
Dyed-to-match drawcord.
Pouch pocket for extra carry.

COMPOSITION:
60% Cotton / 40% Recycled polyester.
GM: 73% Cotton / 20% Recycled polyester /7% Viscose.

WEIGHT: 235-240 g/m² approx.

COLORS: 5.

SIZES: From XS to XXL.



| | XS | S | M | L | XL | XXL | |
|--|-------|-------|-------|-------|-------|-------|----|
| | 46/64 | 48/66 | 50/68 | 52/70 | 54/72 | 56/74 | 25 |

1/2 - 12/14

WH

RD

RB

NY



Kangaroo Kid French Terry Sweatshirt

REF: SWRKKNG240

Kid´s hooded sweatshirt.
Unbrushed plush, lightweight fabric.
Cuffs and bottom hem in 2X1 rib with elastane.
Pouch pocket for extra carry.

COMPOSITION:
60% Cotton / 40% Recycled polyester.

WEIGHT: 235-240 g/m² approx.

COLORS: 4.

SIZES: From 1/2 to 12/14.



| | 1/2 | 3/4 | 5/6 | 7/8 | 9/11 | 12/14 | |
|--|-------|-------|-------|-------|-------|-------|----|
| | 33/40 | 36/43 | 39/46 | 42/53 | 46/58 | 50/61 | 25 |



Kangaroo French Terry Sweatshirt

REF: SWKNG240

Men´s hooded sweatshirt. Unbrushed plush, lightweight fabric. Dyed-to-match drawcord.
Cuffs and bottom hem in 2X1 rib with elastane. Pouch pocket for extra carry.

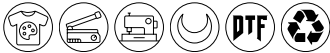
COMPOSITION: 60% Cotton / 40% Recycled polyester.
GM: 73% Cotton / 20% Recycled polyester / 7% Viscose.

WEIGHT: 235-240 g/m² approx.

COLORS: 9.

SIZES: From S to 3XL.

| | S | M | L | XL | XXL | 3XL | |
|--|-------|-------|-------|-------|-------|-------|----|
| | 54/69 | 56/70 | 58/71 | 60/72 | 62/74 | 64/76 | 25 |



S / 3XL

NEW

PV

PB

BT

WH

GM

BK

RD

RB

NY

XS - XXL

WH

GM

BK

PK

NY



Hooded Lady French Terry Sweatshirt

REF: SWULHOOD240

Woman´s hooded sweatshirt.
Unbrushed plush, lightweight fabric.
Dyed-to-match drawcord.
Cuffs and bottom hem in 2X1 rib with elastane.
Kissing zipper. Pouch pocket for extra carry.

COMPOSITION:
60% Cotton / 40% Recycled polyester.
GM: 73% Cotton / 20% Recycled polyester / 7% Viscose.
WEIGHT: 235-240 g/m² approx.
COLORS: 5.
SIZES: From XS to XXL.



| | XS | S | M | L | XL | XXL | |
|-----|-------|-------|-------|-------|-------|-------|----|
| | 44/66 | 48/68 | 50/70 | 52/72 | 54/74 | 56/76 | |
| A/B | | | | | | | 25 |

1/2 - 12/14

RD

RB

NY



Hooded Kid French Terry Sweatshirt

REF: SWRKHOOD240

Kid´s hooded sweatshirt.
Unbrushed plush, lightweight fabric.
Cuffs and bottom hem in 2X1 rib with elastane.
Kissing zipper. Pouch pocket for extra carry.

COMPOSITION:
60% Cotton / 40% Recycled polyester.
WEIGHT: 235-240 g/m² approx.
COLORS: 3.
SIZES: From 1/2 to 12/14.



| | 1/2 | 3/4 | 5/6 | 7/8 | 9/11 | 12/14 | |
|-----|-------|-------|-------|-------|-------|-------|----|
| | 33/40 | 36/43 | 39/46 | 42/53 | 46/58 | 50/61 | |
| A/B | | | | | | | 25 |



Hooded French Terry Sweatshirt

REF: SWUAHOOD240

Men´s hooded sweatshirt. Unbrushed plush, lightweight fabric. Dyed-to-match drawcord. Kissing zipper.
Cuffs and bottom hem in 2X1 rib with elastane. Pouch pocket for extra carry.

COMPOSITION: 60% Cotton / 40% Recycled polyester.
GM: 73% Cotton / 20% Recycled polyester / 7% Viscose.
WEIGHT: 235-240 g/m² approx.
COLORS: 9.
SIZES: From S to 3XL.

| | S | M | L | XL | XXL | 3XL | |
|-----|-------|-------|-------|-------|-------|-------|----|
| | 54/69 | 56/70 | 58/71 | 60/72 | 62/74 | 64/76 | |
| A/B | | | | | | | 25 |



S / 3XL

NEW

PV

PB

BT

WH

GM

BK

RD

RB

NY

S - 3XL

WH

GM

BK

RD

RB

NY



Full Zip French Terry Sweatshirt

REF: SWFUZIP240

Men´s sweatshirt. Unbrushed plush, lightweight fabric. Cuffs and bottom hem in 2X1 rib with elastane. Kissing zipper. Hand pockets.

COMPOSITION:

60% Cotton / 40% Recycled polyester.

GM: 73% Cotton / 20% Recycled polyester / 7% Viscose.

WEIGHT: 235-240 g/m² approx.

COLORS: 6.

SIZES: From S to 3XL.



| | S | M | L | XL | XXL | 3XL | |
|-----|-------|-------|-------|-------|-------|-------|----|
| | 54/69 | 56/72 | 58/74 | 60/76 | 62/78 | 64/80 | |
| A/B | | | | | | | 25 |

1/2 - 12/14

RD

RB

NY



Kid Full Zip French Terry Sweatshirt

REF: SWRKFUZIP240

Kid´s sweatshirt. Unbrushed plush, lightweight fabric. Cuffs and bottom hem in 2X1 rib with elastane. Kissing zipper. Hand pockets.

COMPOSITION:

60% Cotton / 40% Recycled polyester.

WEIGHT: 235-240 g/m² approx.

COLORS: 3.

SIZES: From 1/2 to 12/14.



| | 1/2 | 3/4 | 5/6 | 7/8 | 9/11 | 12/14 | |
|-----|-------|-------|-------|-------|-------|-------|----|
| | 33/40 | 36/43 | 39/46 | 42/53 | 46/58 | 50/61 | |
| A/B | | | | | | | 25 |



XS / 3XL

NEW

PV

PB

BT

GM

BK

NY

Sweat Pants Cuff French Terry

REF: SWPANTS240

Men´s joggers. Unbrushed plush, lightweight fabric. Elastic waistband with matching drawcord. Hand pockets. Straight cut.

COMPOSITION: 60% Cotton / 40% Recycled polyester.

GM: 73% Cotton / 20% Recycled polyester / 7% Viscose.

WEIGHT: 235-240 g/m² approx.

COLORS: 6.

SIZES: From XS to 3XL.

| | XS | S | M | L | XL | XXL | 3XL | |
|-----|-------|-------|--------|--------|--------|--------|--------|----|
| | 47/96 | 50/98 | 53/100 | 54/102 | 56/104 | 57/106 | 59/108 | |
| A/B | | | | | | | | 25 |



1/2 - 12/14

NEW

BK

RD

RB

GM

NY

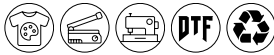


Kid Sweat Pants French Terry

REF: SWPANTSK240

Kid´s joggers. Unbrushed plush, lightweight fabric. Elastic waistband with matching drawcord. Hand pockets. Straight cut.

COMPOSITION: 60% Cotton / 40% Recycled polyester.
GM: 73% Cotton / 20% Recycled polyester / 7% Viscose.
WEIGHT: 235-240 g/m² approx.
COLORS: 5.
SIZES: From 1/2 to 12/14.



| | 1/2 | 3/4 | 5/6 | 7/8 | 9/11 | 12/14 | |
|--|-------|-------|-------|-------|-------|-------|--|
| | 28/40 | 30/52 | 33/60 | 35/68 | 37/75 | 39/85 | |



Peach Crew Neck

REF: SWCRPEACH

Men´s sweatshirt. Unbrushed plush. Double needle collar, cuffs and waistband for extra durability. Collar, cuffs and bottom hem in 2X1 rib with elastane.
COMPOSITION: 60% Cotton / 40% Polyester
WEIGHT: 260 g/m² approx.
COLORS: 5.
SIZES: From S to XXL.

S - XXL

CHC

MU

BU

DN

BT



| | S | M | L | XL | XXL | |
|--|-------|-------|-------|-------|-------|--|
| | 54/66 | 57/69 | 60/72 | 63/76 | 66/78 | |



Peach Kangaroo

REF: SWKNGPEACH

Men´s hooded sweatshirt. Unbrushed plush. Double needle collar, cuffs and waistband for extra durability. Collar, cuffs and bottom hem in 2X1 rib with elastane.
COMPOSITION: 60% Cotton / 40% Polyester.
WEIGHT: 260 g/m² approx.
COLORS: 5.
SIZES: From S to XXL.

S - XXL

CHC

MU

BU

DN

BT



| | S | M | L | XL | XXL | |
|--|-------|-------|-------|-------|-------|--|
| | 54/69 | 56/70 | 58/71 | 60/72 | 62/74 | |

3M / 18M

WH

GM

BK

PK

SK

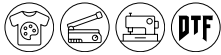


Baby Playsuit LS

REF: SWRBSUIT

Baby’s long sleeve playsuit. French Terry fabric. Long sleeves romper with snap fasteners in the back. Cuffs in 2X1 rib with elastane.

COMPOSITION: 65% Polyester / 35% Cotton.
GM: 61% Cotton / 31% Polyester / 8% Viscose.
WEIGHT: 260 g/m².
COLORS: 5.
SIZES: From 3M to 18M.



| | 3M | 6M | 9M | 12M | 18M | |
|--|-------|-------|-------|-------|-------|----|
| | 22/46 | 24/50 | 26/54 | 28/58 | 30/62 | 50 |

0 - 2

NEW

SK

GM

PV

NY

MO

BT



Baby Hooded Sweatshirt

REF: SWRBHOOD

| | 0 | 1 | 2 | |
|--|-------|-------|-------|----|
| | 25/28 | 27/30 | 29/32 | 25 |

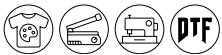
Baby’s hooded sweatshirt and pants. French Terry fabric. Cuffs and bottom hem in 2X1 rib with elastane.

COMPOSITION: 65% Polyester / 35% Cotton.
GM: 61% Cotton / 31% Polyester / 8% Viscose.
WEIGHT: 260 g/m².
COLORS: 6.
SIZES: From 0 to 2.

Baby Sweat Pants

REF: SWPANTSB

| | 0 | 1 | 2 | |
|--|-------|-------|-------|----|
| | 25/34 | 27/36 | 29/38 | 25 |





ECOLOGICAL, ORGANIC AND RECYCLED FABRIC.
CLEAR OBJECTIVE: **PRESERVE OUR PLANET**



XS / 3XL

WH

GM

DGM

BK

SB

NY

EU

BT



Everest

REF: SWRAECO

Unisex sweatshirt. Brushed plush. Round neck. Raglan sleeve. Double needle collar, cuffs and waistband for extra durability. Cuffs and bottom hem in 2X1 rib with elastane.

COMPOSITION:

80% Organic cotton / 20% Recycled polyester.

GM: 61% Organic cotton / 31% Recycled polyester / 8% Viscose.

DGM: 63% Organic cotton / 21% Recycled polyester / 16% Viscose.

WEIGHT: 275 g/m² approx.

COLORS: 8.

SIZES: From XS to 3XL.



| | XS | S | M | L | XL | XXL | 3XL | |
|--|-------|-------|-------|-------|-------|-------|-------|----|
| | 51/63 | 54/66 | 57/69 | 60/72 | 63/76 | 66/78 | 70/81 | 25 |

1/2 - 12/14

WH

GM

DGM

BK

SB

NY

EU

BT



Everest Kid

REF: SWRKECO

Kid's sweatshirt. Brushed plush. Round neck. Raglan sleeve. Double needle collar, cuffs and waistband for extra durability. Cuffs and bottom hem in 2X1 rib with elastane.

COMPOSITION:

80% Organic cotton / 20% Recycled polyester.

GM: 61% Organic cotton / 31% Recycled polyester / 8% Viscose.

DGM: 63% Organic cotton / 21% Recycled polyester / 16% Viscose.

WEIGHT: 275 g/m² approx.

COLORS: 8.

SIZES: From 1/2 to 12/14.



| | 1/2 | 3/4 | 5/6 | 7/8 | 9/11 | 12/14 | |
|--|-------|-------|-------|-------|-------|-------|----|
| | 33/40 | 36/43 | 39/46 | 42/53 | 46/58 | 50/61 | 25 |



XS / 3XL

WH

GM

DGM

BK

SB

NY

EU

BT



Teide

REF: SWKNGECO

Hooded sweatshirt. Brushed plush.

Dyed-to-match drawcord.

Pouch pocket for extra carry.

Cuffs and bottom hem in 2X1 rib with elastane.

COMPOSITION:

80% Organic cotton / 20% Recycled polyester.

GM: 61% Organic cotton / 31% Recycled polyester / 8% Viscose.

DGM: 63% Organic cotton / 21% Recycled polyester / 16% Viscose.

WEIGHT: 275 g/m² approx.

COLORS: 8.

SIZES: From XS to 3XL.



| | XS | S | M | L | XL | XXL | 3XL | |
|--|-------|-------|-------|-------|-------|-------|-------|----|
| | 52/68 | 54/69 | 56/70 | 58/71 | 60/72 | 62/74 | 64/76 | 25 |

1/2 - 12/14

WH

GM

DGM

BK

SB

NY

EU

BT



Teide Kid

REF: SWKNGKECO

Kid´s Hooded sweatshirt. Brushed plush.

Dyed-to-match drawcord.

Pouch pocket for extra carry.

Cuffs and bottom hem in 2X1 rib with elastane.

COMPOSITION:

80% Organic cotton / 20% Recycled polyester.

GM: 61% Organic cotton / 31% Recycled polyester / 8% Viscose.

DGM: 63% Organic cotton / 21% Recycled polyester / 16% Viscose.

WEIGHT: 275 g/m² approx.

COLORS: 8.

SIZES: From 1/2 to 12/14.



| | 1/2 | 3/4 | 5/6 | 7/8 | 9/11 | 12/14 | |
|--|-------|-------|-------|-------|-------|-------|----|
| | 33/40 | 36/43 | 39/46 | 42/53 | 46/58 | 50/61 | 25 |



XS / 3XL

WH

GM

DGM

BK

SB

NY

EU

BT



Fuji

REF: SWHOODECO



Hooded sweatshirt. Brushed plush. Dyed-to-match drawcord. Kissing zipper. Pouch pocket for extra carry. Cuffs and bottom hem in 2X1 rib with elastane.

COMPOSITION: 80% Organic cotton / 20% Recycled polyester.

GM: 61% Organic cotton / 31% Recycled polyester / 8% Viscose.

DGM: 63% Organic cotton / 21% Recycled polyester / 16% Viscose.

WEIGHT: 275 g/m² approx.

COLORS: 8.

SIZES: From XS to 3XL.

| | XS | S | M | L | XL | XXL | 3XL | |
|--|-------|-------|-------|-------|-------|-------|-------|----|
| | 52/67 | 54/69 | 56/70 | 58/71 | 60/72 | 62/74 | 64/76 | 25 |

OUTWEAR



XS - 3XL





Polar Fleece Man

REF: FLRA300

Man´s polar fleece.
Hem with adjustable draw cord and stopper.
Pill-resistant. Full zip. Hand pockets.
Elastic cuffs.

COMPOSITION: 100% Recycled polyester.
WEIGHT: 300 g/m² approx.
COLORS: 18.
SIZES: From XS to 3XL.



| | XS | S | M | L | XL | XXL | 3XL | |
|---|-------|-------|-------|-------|-------|-------|-------|---|
|  | 54/67 | 56/69 | 58/71 | 60/73 | 62/75 | 64/77 | 67/83 |  |

XS - XXL





Polar Fleece Lady

REF: FLRL300

Woman´s fitted polar fleece.
Hem with adjustable draw cord and stopper.
Pill-resistant. Full zip. 2 zipped lower pockets.
Elastic cuffs.

COMPOSITION: 100% Recycled polyester.
WEIGHT: 300 g/m² approx.
COLORS: 18.
SIZES: From XS to XXL.



| | XS | S | M | L | XL | XXL | |
|---|-------|-------|-------|-------|-------|-------|---|
|  | 45/59 | 47/61 | 50/63 | 52/65 | 55/67 | 57/69 |  |

1/2 - 12/14





Polar Fleece Kid

REF: FLRK300

Kid´s polar fleece.
Hem with adjustable draw cord and stopper.
Pill-resistant. Full zip.
2 zipped lower pockets.

COMPOSITION: 100% Recycled polyester.
WEIGHT: 300 g/m² approx.
COLORS: 9.
SIZES: From 1/2 to 12/14.



| | 1/2 | 3/4 | 5/6 | 7/8 | 9/11 | 12/14 | |
|---|-------|-------|-------|-------|-------|-------|---|
|  | 37/43 | 40/47 | 43/51 | 46/55 | 49/59 | 52/63 |  |



XS / XXL

GM

BK

RD

RP

RB

NY

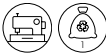


Micro Fleece Lady

REF: MICFLELADY

Woman´s fitted micropolar fleece. Pill-resistant.
Quarter-zip. Elastic cuffs.

COMPOSITION: 100% Polyester.
WEIGHT: 140 g/m² approx.
COLORS: 6.
SIZES: From XS to XXL.



| | XS | S | M | L | XL | XXL | |
|--|-------|-------|-------|-------|-------|-------|--|
| | 46/61 | 48/63 | 51/65 | 53/67 | 55/69 | 58/70 | |

XS / XXL

GM

BK

RD

RB

NY



Micro Fleece Man

REF: MICFLEMAN

Man´s micropolar fleece. Pill-resistant.
Quarter-zip. Elastic cuffs.

COMPOSITION: 100% Polyester.
WEIGHT: 140 g/m² approx.
COLORS: 5.
SIZES: From XS to XXL.



| | XS | S | M | L | XL | XXL | |
|--|-------|-------|-------|-------|-------|-------|--|
| | 49/66 | 51/68 | 53/70 | 55/73 | 57/76 | 59/78 | |

Polar Fleece 340

REF: FLRA340

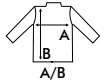
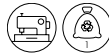
Polar fleece unisex.
Reinforced patches on shoulders and elbows in contrast.
Pill-resistant. Full zip in contrast.
2 zipped side pockets in contrast.
1 zipped chest pocket in contrast.
Hem with adjustable draw cord and stopper.

COMPOSITION: 100% Polyester.

WEIGHT: 340 g/m² approx.

COLORS: 8.

SIZES: From XS to 5XL.



| XS | S | M | L | XL | XXL | 3XL | 4XL | 5XL | |
|-------|-------|-------|-------|-------|-------|-------|-------|-------|---------------|
| 50/67 | 53/69 | 56/71 | 59/73 | 62/75 | 65/78 | 68/81 | 71/84 | 74/87 | <div>15</div> |



S - 4XL

WH

GF

BK

RD

RB

NY

BG



Softshell Jacket

REF: SOFTJACK

Man´s jacket. Three-layer functional material with breathable membrane. Inside made of micro fleece with adjustable shockcord hem. Chest and side zip pockets. Full zip.

COMPOSITION:

Outer layer: 94% Recycled polyester / 6% Elastane.

Inner layer: 100% Recycled polyester.

WEIGHT: 300 g/m² approx.

COLORS: 7.

SIZES: From S to 4XL.



| | S | M | L | XL | XXL | 3XL | 4XL | |
|-----|-------|-------|-------|-------|-------|-------|-------|----|
| A/B | 53/70 | 55/72 | 57/74 | 59/76 | 61/78 | 63/80 | 65/82 | 25 |

S - XL

WH

GF

BK

RD

RB

NY

BG



Softshell Jacket Lady

REF: SOFTJACKL

Lady´s jacket. Three-layer functional material with breathable membrane. Inside made of micro fleece with adjustable shockcord hem. Chest and side zip pockets. Full zip.

COMPOSITION:

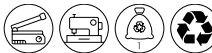
Outer layer: 94% Recycled polyester / 6% Elastane.

Inner layer: 100% Recycled polyester.

WEIGHT: 300 g/m² approx.

COLORS: 7.

SIZES: From S to XL.



| | S | M | L | XL | |
|-----|-------|-------|-------|-------|----|
| A/B | 47/61 | 50/63 | 52/65 | 55/67 | 25 |

3/4 - 12/14

WH

GF

BK

RD

NY

BG



Softshell Jacket Kid

REF: SOFTJACKID

Kid´s jacket. Three-layer functional material with breathable membrane. Inside made of micro fleece with adjustable shockcord hem. Hand pockets. Chest and side zip pockets.

COMPOSITION:

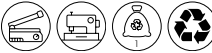
Outer layer: 94% Recycled polyester / 6% Elastane.

Inner layer: 100% Recycled polyester.

WEIGHT: 300 g/m² approx.

COLORS: 6.

SIZES: From 3/4 to 12/14.



| | 3/4 | 5/6 | 7/8 | 9/11 | 12/14 | |
|-----|-------|-------|-------|-------|-------|----|
| A/B | 36/47 | 40/50 | 42/52 | 46/59 | 48/61 | 25 |



S - XXL

WH

GF

BK

RD

RB

NY

BG



Softshell Vest

REF: SOFTVEST

Man´s vest. Three-layer functional material with breathable membrane. Inside made of micro fleece with adjustable shockcord hem. Chest and side zip pockets. Full zip.

COMPOSITION:

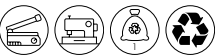
Outer layer: 94% Recycled polyester / 6% Elastane.

Inner layer: 100% Recycled polyester.

WEIGHT: 300 g/m² approx.

COLORS: 7.

SIZES: From S to XXL.



| | S | M | L | XL | XXL | |
|-----|-------|-------|-------|-------|-------|----|
| | 53/70 | 55/72 | 57/74 | 59/76 | 61/78 | |
| A/B | | | | | | 25 |

S - XL

WH

BK

NY



Softshell Jacket Hooded Lady

REF: SOFTHOODL

Lady´s jacket. Three-layer functional material with breathable membrane. Inside made of micro fleece with adjustable shockcord hem. Chest and side zip pockets. Full zip.

COMPOSITION:

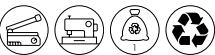
Outer layer: 94% Recycled polyester / 6% Elastane.

Inner layer: 100% Recycled polyester.

WEIGHT: 300 g/m² approx.

COLORS: 3.

SIZES: From S to XL.



| | S | M | L | XL | |
|-----|-------|-------|-------|-------|----|
| | 47/61 | 50/63 | 52/65 | 55/67 | |
| A/B | | | | | 25 |



S - 4XL

WH

BK

NY

Softshell Jacket Hooded

REF: SOFTHOOD

Man´s jacket. Three-layer functional material with breathable membrane. Inside made of micro fleece with adjustable shockcord hem. Chest and side zip pockets. Full zip.

COMPOSITION:

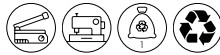
Outer layer: 94% Recycled polyester / 6% Elastane.

Inner layer: 100% Recycled polyester.

WEIGHT: 300 g/m² approx.

COLORS: 3.

SIZES: From S to 4XL.



| | S | M | L | XL | XXL | 3XL | 4XL | |
|-----|-------|-------|-------|-------|-------|-------|-------|----|
| | 53/70 | 55/72 | 57/74 | 59/76 | 61/78 | 63/80 | 65/82 | |
| A/B | | | | | | | | 25 |

Padded Jacket

REF: PADJACKET

Jacket with matching centered zipper and chin guard.
Microfleece inner fabric. Quilted front, shoulders, and lower back.
Side and back softshell fabric pannels in same tone as the body fabric.
Two side pockets and one chest pocket with zipper.
Inner chest pocket with zipper on the right side.
Adjustable cuffs with Velcro.

COMPOSITION:

Fabric 1: 100% recycled polyester.
Fabric 2 (softshell): 94% recycled polyester, 6% elastane, double layer.

WEIGHT: 280 g/m² approx.

COLORS: 5.

SIZES: From S to 4XL.



| | S | M | L | XL | XXL | 3XL | 4XL | |
|--|-------|-------|-------|-------|-------|-------|-------|----|
| | 53/71 | 56/72 | 59/73 | 62/74 | 65/75 | 68/76 | 71/77 | 20 |

S - 4XL

GF

BK

RB

NY

BG



new



S - XXL

GF

BK

RB

NY

BG

new



Padded Vest

REF: PADVEST

Jacket with matching centered zipper and chin guard. Microfleece inner fabric. Quilted front, shoulders, and lower back. Side and back softshell fabric pannels in same tone as the body fabric. Two side pockets and one chest pocket with zipper. Inner chest pocket with zipper on the right side.

COMPOSITION: Fabric 1: 100% recycled polyester.
Fabric 2 (softshell): 94% recycled polyester, 6% elastane, double layer.
WEIGHT: 280 g/m² approx.
COLORS: 5.
SIZES: From S to XXL.

| | S | M | L | XL | XXL | |
|-----|-------|-------|-------|-------|-------|----|
| A/B | 53/71 | 56/72 | 59/73 | 62/74 | 65/75 | 20 |



new

GF

BK

RB

NY

BG

XS - 4XL

FLUOR

LMF



Raincoat

REF: RAINCOAT

Waterproof raincoat with fixed hood. Heat-sealed seams. Adjustable drawcord with stopper at the neck. Side pockets with zippers. Inner pocket on the right front. Mesh inner lining with zipper at the bottom. Elastic cuffs with Velcro closure. Piping on the front and back of the shoulders. Curved lower back hem.

COMPOSITION: 100% recycled polyester.
WEIGHT: 115 g/m² approx.
COLORS: 6.
SIZES: From XS to 4XL.

| | XS | S | M | L | XL | XXL | 3XL | 4XL | |
|-----|-------|-------|-------|-------|-------|-------|-------|-------|----|
| A/B | 55/77 | 58/78 | 61/79 | 64/80 | 67/81 | 70/82 | 72/83 | 76/84 | 25 |





URBAN^{Line}

Urban design with
character. We elevate
the everyday with style
and functionality



Over Boxy

REF: TSUABOXY

Oversized short-sleeve T-shirt.
Side seams. 1X1 ribbed collar.
Double stitching on collar, sleeves, and hem.
Two labels: one tear-away and one with size information.

COMPOSITION: 100% cotton.

WEIGHT: 240 g/m² approx.

COLORS: 2.

SIZES: From XS to XXL.



| A/B | A | | | | | | 50 |
|-----|-------|-------|-------|-------|-------|-------|----|
| | XS | S | M | L | XL | XXL | |
| | 55/62 | 58/65 | 60/67 | 63/69 | 66/71 | 70/73 | |

XS - XXL

WH

BK

new



new



Over Relaxed Fit

REF: TSUAOVER240

Oversized T-shirt with a relaxed fit.
Side seams. 1X1 ribbed collar.
Double stitching on collar, sleeves, and hem.
Two labels: one tear-away and one with size information.

COMPOSITION: 100% cotton.
WEIGHT: 240 g/m² approx.
COLORS: 7.
SIZES: From XS to XXL.

XS / XXL

WH

WG

BK

BU

PB

MXG

IV



| | XS | S | M | L | XL | XXL | |
|--|-------|-------|-------|-------|-------|-------|--|
| | 52/70 | 55/72 | 57/75 | 60/77 | 63/79 | 67/81 | |



Oversize

REF: TSUAOVER

Oversize short-sleeved boy’s T-shirt.
 It is a perfect combination of comfort and fashion, ideal for all year round.
 Side-seamed. 1X1 rib on collar.
 Double needle stitching in sleeves and bottom hem for extra durability.
 Two labels, one removable and one with the size.

COMPOSITION: 100% Cotton (30% recycled material).
WEIGHT: 200g/m² approx.
COLORS: 12.
SIZES: From XS to XXL.



| | XS | S | M | L | XL | XXL | |
|---|-------|-------|-------|-------|-------|-------|----------------------------|
| <div> <div>A</div> <div>B</div> <div>A/B</div> </div> | 53/72 | 56/74 | 59/76 | 62/78 | 65/80 | 68/82 | <div> <div>50</div> </div> |

XS - XXL

NEW

SL

GF

ML

SK

CH

WH

BK

FD

NY

TE

BT

MM

12
 Colors



S - XXL

NEW

SL

PB

MO

BT

WH

GM

BK

RD

FU

RB

NY

HEATHER

CHCH

MUH

BUH

LVH

TUH

DNH

BGH



Urban V-Neck

REF: TSUAPICO

Men´s short sleeve T-shirt. Side-seamed. 1X1 rib on collar V-neck. Shoulder-to-shoulder taping. Enzyme wash.

COMPOSITION: 100% Preshrunk cotton.
GM: 85% Cotton / 15% Viscose.
Heather: 65% Polyester / 35% Cotton.
DNH: 60% Cotton / 40% Polyester.

WEIGHT: 160 g/m² approx.

COLORS: 18.

SIZES: From S to XXL.

| | S | M | L | XL | XXL | |
|-----|-------|-------|-------|-------|-------|-----|
| A/B | 48/70 | 51/72 | 53/74 | 56/76 | 58/80 | 100 |



S - XXL

NEW

PV

DP

MO

BT

WH

GM

BK

RD

PK

FU

PU

TU

RB

NY

LM

HEATHER

CHCH

MUH

BUH

LVH

TUH

DNH

BGH

PAG.75
REF: CURVSPICO



Urban V-Neck Lady

REF: TSRLCMFP

Women´s fitted short sleeve T-shirt. Double needle stitching in sleeves and bottom hem for extra durability. Single jersey. V-neck.

COMPOSITION: 100% Cotton.
GM: 85% Cotton / 15% Viscose.
Heather: 65% Polyester / 35% Cotton.
DNH: 60% Cotton / 40% Polyester.

WEIGHT: 145 g/m² approx.

COLORS: 22.

SIZES: From S to XXL.

| | S | M | L | XL | XXL | |
|-----|-------|-------|-------|-------|-------|-----|
| A/B | 42/63 | 44/65 | 46/67 | 48/69 | 50/71 | 100 |



S/M - L/XL

WH

BK

MG

NEON

LYN

ORN

PKN

SKN



Slub Lady
REF: TSULSLB

Woman´s short sleeve T-shirt. Slub fabric.
1X1 ribbed V-neck collar. Curved bottom hem.
Rolled cuff.

COMPOSITION: 100% Slub cotton.
WEIGHT: 120 g/m².
COLORS: 7.
SIZES: From S/M to L/XL.



| | | | |
|--|------------|-------------|----|
| | S/M | L/XL | |
| | 48/68 | 50/70 | 50 |

S/M - L/XL

WH

CHC

DN



Sea Lady
REF: TSLSEA

Woman´s short sleeve T-shirt.
Rolled cuff. 1X1 ribbed V-neck collar.
Fashionable wide neck drop.
Single jersey. Enzyme wash.

COMPOSITION: 100% Cotton.
WEIGHT: 120 g/m².
COLORS: 3.
SIZES: From S/M to L/XL.



| | | | |
|--|------------|-------------|----|
| | S/M | L/XL | |
| | 48/68 | 50/70 | 50 |



Slub Man
REF: TSUASLB

Men´s short sleeve T-shirt. Slub fabric.
Self-fabric raw edge collar and cuffs.

COMPOSITION: 100% Slub cotton.
WEIGHT: 120 g/m².
COLORS: 2.
SIZES: From XS to S/M.



| | | | |
|--|-----------|------------|----|
| | XS | S/M | |
| | 52/70 | 54/72 | 50 |

XS - S/M

WH

BK

Sea Man
REF: TSSEA

Men´s short sleeve T-shirt.
Self-fabric raw edge collar and cuffs.
Premium quiality.
Single jersey. Enzyme wash.

COMPOSITION: 100% Cotton.
WEIGHT: 120 g/m².
COLORS: 4.
SIZES: From S to XL.



| | | | | | |
|--|----------|----------|----------|-----------|----|
| | S | M | L | XL | |
| | 52/70 | 54/72 | 56/74 | 58/76 | 50 |

S - XL

WH

BK

CHC

DN

Urban T-Shirt

REF: TSUA150

Men´s short sleeve T-shirt. Side-seamed.
1X1 rib on collar. Shoulder-to-shoulder taping.
Enzyme wash.

COMPOSITION: 100% Preshrunk cotton.

GM: 85% Cotton / 15% Viscose.

WEIGHT: 160 g/m² approx.

COLORS: 12.

SIZES: From S to XXL.



| A/B | SIZES | | | | | 100 |
|-----|-------|-------|-------|-------|-------|-----|
| | S | M | L | XL | XXL | |
| A/B | 48/71 | 51/74 | 55/76 | 58/79 | 61/81 | |



12
Colors



S - XXL

NEW

PB

TE

BT

WH

AS

BK

RD

NY



Tank Top Man

REF: TSUATNK

Men´s tank top T-shirt. 1X1 rib on collar. Single jersey.
Double needle stitching in collar, sleeves and bottom hem for extra durability.

COMPOSITION: 100% Preshrunk cotton.



AS: 98% Cotton / 2% Viscose.


WEIGHT: 150 - 155 g/m² approx.

COLORS: 8.

SIZES: From S to XXL.



|  | S | M | L | XL | XXL |  |
|---|-------|-------|-------|-------|-------|---|
| A/B | 48/70 | 51/72 | 53/74 | 56/76 | 58/80 | 50 |



Strap

REF: TSUASTRPM

Men´s tank top T-shirt. Self-fabric collar and armholes. Single jersey.
Double needle stitching in collar, sleeves and bottom hem for extra durability.

COMPOSITION: 100% Cotton.

AS: 98% Cotton / 2% Viscose.



GM: 85% Cotton / 15% Viscose.

WEIGHT: 150 - 155 g/m² approx.

COLORS: 11.

SIZES: From S to XXL.



|  | S | M | L | XL | XXL |  |
|---|-------|-------|-------|-------|-------|---|
| A/B | 52/66 | 54/68 | 56/70 | 58/72 | 60/74 | 50 |

S - XXL

NEW

PB

TE

BT

WH

AS

GM

BK

SY

CR

RB

NY

**PAG.60**
REF: TSRKSTRAP

XS - XL

WH

BK

RD

RB

FLUOR

SYF

FUF

LMF



XS - XL

WH

BK

SY

OR

RD

FU

PU

SK

TU

RB

LM

SA

CH

Beach Unisex

REF: TSUALBCH

Unisex´s tank top T-shirt.
Racer back style.
COMPOSITION: 100% Cotton.
Fluor: 100% Polyester.
WEIGHT: 150 - 155 g/m² approx.
COLORS: 7.
SIZES: From XS to XL.



| | XS | S | M | L | XL | |
|--|-------|-------|-------|-------|-------|--|
| | 48/70 | 50/72 | 52/74 | 54/76 | 56/78 | |



Aruba

REF: TSULARB

Woman´s tank top T-shirt.
1X1 rib. Ladies racer back style T-shirt.
COMPOSITION: 100% Carded cotton.
WEIGHT: 200 g/m².
COLORS: 13.
SIZES: From XS to XL.



| | XS | S | M | L | XL | |
|--|-------|-------|-------|-------|-------|--|
| | 36/59 | 38/61 | 40/63 | 42/65 | 44/67 | |

S/M - L/XL

WH

BK

FU

FLUOR (Cotton Like)

SYF

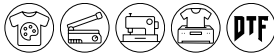
FUF



Ibiza

REF: TSULIBIZA

Woman´s oversized tank top.
Single jersey.
COMPOSITION: 100% Cotton.
Flúor: 100% Polyester (150 g/m²).
WEIGHT: 120 g/m².
COLORS: 5.
SIZES: From S/M to L/XL.



| | | | |
|--|-------|-------|----|
| | S/M | L/XL | |
| | 54/46 | 56/48 | 50 |

XS - XL

NEW

BU

BT

WH

BK



Malia

REF: TSULMALIA

Crop top.
Self-fabric collar and armholes.
COMPOSITION: 95% Cotton / 5% Elastane.
WEIGHT: 220 g/m².
COLORS: 4.
SIZES: From XS to XL.



| | | | | | | |
|--|-------|-------|-------|-------|-------|----|
| | XS | S | M | L | XL | |
| | 36/37 | 39/39 | 42/40 | 46/42 | 50/44 | 50 |

S - XL

WH

GM

GF

BK

RD

RP

PU

NY

KH

SA



Victoria

REF: TSULVCTR

Woman´s scoop neck tank top.
1X1 rib on collar. Modern fit.
COMPOSITION: 100% Carded cotton.
GM: 85% Cotton / 15% Viscose.
WEIGHT: 160 g/m² approx.
COLORS: 10.
SIZES: From S to XL.



| | S | M | L | XL | |
|--|-------|-------|-------|-------|--|
| | 30/65 | 34/67 | 38/69 | 42/71 | |

S - XL

NEW

PV

OD

BT

WH

AY

BK

MU

TG

RD

CA

PK

FU

TU

RB

MG

PT

KH

CH



Sicilia

REF: TSULSCL

Woman´s short sleeve T-shirt. V-neck. Single jersey.
Collar, sleeves and bottom with raw edges.
COMPOSITION: 100% Cotton.
AY: 95% Cotton / 5% Viscose.
WEIGHT: 140 g/m² approx.
COLORS: 18.
SIZES: From S to XL.



| | S | M | L | XL | |
|--|-------|-------|-------|-------|--|
| | 40/64 | 42/66 | 45/68 | 48/70 | |

S/M - L/XL

WH

BK

TG

WR

FU

TU

DN

NEON

LYN

ORN

PKN

SKN



Maldivas
REF: TSULMLDV

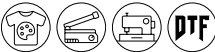
Woman´s 3/4 sleeve T-shirt. Low neckline. 3/4 length raglan sleeve. Single jersey.

COMPOSITION:
50% Cotton / 50% Viscose.

WEIGHT: 120 g/m².

COLORS: 11.

SIZES: From S/M to L/XL.



| | | | |
|--|------------|-------------|----|
| | S/M | L/XL | |
| | 64/63 | 66/65 | 50 |

S/M - L/XL

WH

BK

RP

AQ

PASTEL

VAP

ORP



Papua
REF: TSULPAPLS

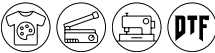
Woman´s long sleeve T-shirt. V-neck. Sleeves and hem with raw edges. Single jersey.

COMPOSITION: 50% Cotton / 50% Viscose.

WEIGHT: 120 g/m².

COLORS: 6.

SIZES: From S/M to L/XL.



| | | | |
|--|------------|-------------|----|
| | S/M | L/XL | |
| | 43/65 | 46/67 | 50 |



Saona
REF: TSULSAONA

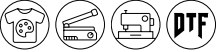
Woman´s stretchy spaghetti straps. Modern fit.

COMPOSITION:
92% Polyester / 8% Elastane.

WEIGHT: 145 g/m².

COLORS: 2.

SIZES: From S to XL.



| | | | | | |
|--|----------|----------|----------|-----------|----|
| | S | M | L | XL | |
| | 34/55 | 39/57 | 44/57 | 46/59 | 50 |

S - XL

WH

BK

Tobago
REF: TSULTBG

Woman´s short sleeve T-shirt. Low neckline. Rolled sleeves. Single jersey.

COMPOSITION: 100% Cotton.

WEIGHT: 140 g/m².

COLORS: 4.

SIZES: From S to L.



| | | | | |
|--|----------|----------|----------|----|
| | S | M | L | |
| | 49/66 | 51/68 | 53/72 | 50 |


S - L

WH

BK

CO

MG



SPORT Line

Designed to move
with you. Comfort and
quality for those who
never stop



Sport T-Shirt Man

REF: SPORTMAN

Short sleeve T-shirt. Raglan sleeve.
Decorative seams in the sleeves.
COMPOSITION: 100% Recycled polyester.
WEIGHT: 130 g/m² approx.
COLORS: 17.
SIZES: From S to 3XL.



| | S | M | L | XL | XXL | 3XL | |
|--|-------|-------|-------|-------|-------|-------|----|
| | 50/68 | 52/70 | 54/72 | 56/74 | 58/79 | 60/81 | 50 |

S - 3XL

WH

SL

GF

BK

SY

OR

RD

TU

RB

NY

LM

KH

DS

FLUOR

SYF

ORF

FUF

LMF

PAG.199
REF: SPORTLADY

PAG.198
REF: SPORTKID

17
Colors



3/4 - 12/14

WH

BK

RD

RB

NY

FLUOR

SYF

ORF

FUF

LMF

♂

PAG.196

REF: SPORTMAN

♀

PAG.199

REF: SPORTLADY



Sport T-Shirt Kid

REF: SPORTKID

Short sleeve T-shirt. Raglan sleeve.
Decorative seams in the sleeves.
COMPOSITION: 100% Recycled polyester.
WEIGHT: 130 g/m² approx.
COLORS: 9.
SIZES: From 3/4 to 12/14.



| | 3/4 | 5/6 | 7/8 | 9/11 | 12/14 | |
|-----|-------|-------|-------|-------|-------|-----|
| A/B | 32/45 | 36/47 | 39/50 | 43/54 | 44/63 | 100 |



Sport T-Shirt Lady

REF: SPORTLADY

Short sleeve T-shirt. Raglan sleeve.
Decorative seams in front, back and sleeves.
Slightly fitted.
COMPOSITION: 100% Recycled polyester.
WEIGHT: 130 g/m² approx.
COLORS: 14.
SIZES: From S to XXL.



| | S | M | L | XL | XXL | |
|-----|-------|-------|-------|-------|-------|----|
| A/B | 41/60 | 43/62 | 45/64 | 47/66 | 49/68 | 50 |

S - XXL

WH

SL

BK

OR

RD

TU

RB

NY

KH

DS

FLUOR

SYF

ORF

FUF

LMF

♂

PAG.196

REF: SPORTMAN

👤

PAG.198

REF: SPORTKID

KIDS

S - XXL

WH

BK

RD

RB

FLUOR

SYF

FUF



S - XXL

WH

BK

RD

RB

FLUOR

SYF

FUF

Aruba T-Shirt Lady

REF: SPORTARBL

Tank top. Racerback.

COMPOSITION: 100% Recycled polyester.

WEIGHT: 130 g/m² approx.

COLORS: 6.

SIZES: From S to XXL.

| S | M | L | XL | XXL |
|-------|-------|-------|-------|-------|
| 38/61 | 40/63 | 42/65 | 44/67 | 46/69 |

50

Aruba T-Shirt Man

REF: SPORTARBM

Tank top. Racerback.

COMPOSITION: 100% Recycled polyester.

WEIGHT: 130 g/m² approx.

COLORS: 6.

SIZES: From S to XXL.

| S | M | L | XL | XXL |
|-------|-------|-------|-------|-------|
| 49/66 | 51/68 | 53/70 | 55/72 | 57/74 |

50

201

S - XXL

WH

BK

OR

RD

AQ

RB

NY

FLÚOR

LMF



Pique Polo Man
REF: SPORTPIQUE

Short sleeve polo. Piqué fabric.
Neck tape in contrasting colour.
Three-button placket with bottom box-stitch reinforcement.
Contrasting side slits.

COMPOSITION: 100% Polyester.
WEIGHT: 150-160 g/m² approx.
COLORS: 8.
SIZES: From S to XXL.

| | | | | | | |
|--|-------|-------|-------|-------|-------|----|
| | S | M | L | XL | XXL | |
| | 52/70 | 54/72 | 56/74 | 58/76 | 60/78 | 50 |

S - 3XL

WH

BK

RD

AQ

RB

NY

FLÚOR

FUF



Pique Polo Lady
REF: SPORTPQLADY

Short sleeve polo. Piqué fabric.
Neck tape in contrasting colour.
Three-button placket with bottom box-stitch reinforcement.
Slightly fitted. Contrasting side slits.

COMPOSITION: 100% Polyester.
WEIGHT: 150-160 g/m² approx.
COLORS: 7.
SIZES: From S to 3XL.

| | | | | | | | |
|--|-------|-------|-------|-------|-------|-------|----|
| | S | M | L | XL | XXL | 3XL | |
| | 42/61 | 44/63 | 46/65 | 48/67 | 50/69 | 54/73 | 50 |

3/4 - 12/14

WH

RD

RB

NY



Pique Polo Kid
REF: SPORTPQKID

Short sleeve polo. Piqué fabric.
Neck tape in contrasting colour.
Two-button placket with bottombox-stitch reinforcement.
Contrasting side slits.

COMPOSITION: 100% Polyester.
WEIGHT: 150-160 g/m² approx.
COLORS: 4.
SIZES: From 3/4 to 12/14.

| | | | | | | |
|--|-------|-------|-------|-------|-------|----|
| | 3/4 | 5/6 | 7/8 | 9/11 | 12/14 | |
| | 33/42 | 37/46 | 39/51 | 42/57 | 44/64 | 50 |



S - 3XL

WH/WH

SL/GRA

CHC/RD

BK/SL

RD/NY

RB/SL

NY/SL



Heavy Pique Polo Lady

REF: SPHEAVYLDY

Short sleeve polo. Piqué fabric.
Three-button placket with bottom box-stitch reinforcement.
Neck tape in contrasting colour. Contrasting side slits.
Slightly fitted.

COMPOSITION: 100% Polyester.
WEIGHT: 200-210 g/m² approx.
COLORS: 7.
SIZES: From S to 3XL.



| | S | M | L | XL | XXL | 3XL | |
|--|-------|-------|-------|-------|-------|-------|--|
| | 42/61 | 44/63 | 46/65 | 48/67 | 50/69 | 54/73 | |

S - XXL

WH/WH

SL/GRA

CHC/RD

BK/SL

RD/NY

RB/SL

NY/SL

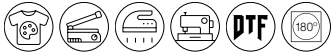


Heavy Pique Polo Man

REF: SPHEAVYMEN

Short sleeve polo. Piqué fabric. Three-button
placket with bottom box-stitch reinforcement.
Neck tape in contrasting colour.
Contrasting side slits.

COMPOSITION: 100% Polyester.
WEIGHT: 200-210 g/m² approx.
COLORS: 7.
SIZES: From S to XXL.



| | S | M | L | XL | XXL | |
|--|-------|-------|-------|-------|-------|--|
| | 52/70 | 54/72 | 56/74 | 58/76 | 60/78 | |

S - 3XL

WH/BK

WH/RD

WH/RB

WH/NY



Sport Contrast
REF: SPORTCTRM

Men´s contrast raglan sleeves.
Decorative stitching on sleeves.

COMPOSITION: 100% Recycled polyester.
WEIGHT: 130 g/m².
COLORS: 4.
SIZES: From S to 3XL.



| | S | M | L | XL | XXL | 3XL | |
|--|-------|-------|-------|-------|-------|-------|--|
| | 50/68 | 52/70 | 54/72 | 56/74 | 58/79 | 60/81 | |

S - XXL

WH

BK

RD

TU

RB

FLUOR

SYF

ORF

LMF



Sport Regular
REF: SPORTRGLM

High performance men´s sports T-shirt.
Interlock fabric. Silk touch.

COMPOSITION: 100% Polyester.
WEIGHT: 140 g/m² approx.
COLORS: 8.
SIZES: From S to XXL.



| | S | M | L | XL | XXL | |
|--|-------|-------|-------|-------|-------|--|
| | 44/70 | 48/72 | 52/73 | 56/76 | 59/79 | |



Sport Man LS
REF: SPORTMANLS

Men´s long sleeve T-shirt. Raglan sleeves.
Decorative stitch on the neck, shoulders and sleeves.

COMPOSITION: 100% Recycled polyester.
WEIGHT: 130 g/m² approx.
COLORS: 7.
SIZES: From S to XXL.



| | S | M | L | XL | XXL | |
|--|-------|-------|-------|-------|-------|--|
| | 50/68 | 52/70 | 54/72 | 56/74 | 58/79 | |

S - XXL

WH

BK

RD

RB

FLUOR

SYF

ORF

LMF



Leggings Lady
REF: SPLEGGINSL

Lady´s leggings.
Stretch legging with elastic waistband.

COMPOSITION:
65% Polyester / 30% Cotton / 5% Spandex.
GM: 82% Cotton / 13% Viscose / 5% Spandex.
WEIGHT: 180 g/m².
COLORS: 3.
SIZES: From XS to XL.



| | XS | S | M | L | XL | |
|--|-------|-------|-------|-------|-------|--|
| | 30/90 | 32/92 | 34/94 | 36/96 | 38/98 | |

XS - XL

WH

GM

BK



UNDERWEAR

Line

The foundation of your everyday life. Comfortable and durable, created to accompany you





Briefs

REF: UNBRIEFS

XS - XXL

WH GM BK

Lady briefs. Side-seamed.
Elastic band in waistband with JHK logo.

COMPOSITION:
WH-BK: 95% Cotton / 5% Elastane.
GM: 85% Cotton / 10% Viscose / 5% Elastane.
Elastic: 53% Nylon / 20% Polyester / 27% Spandex.
WEIGHT: 160 g/m².
COLORS: 3.
SIZES: From XS to XXL.



| A | XS | S | M | L | XL | XXL | |
|---|-------|-------|-------|-------|-------|-------|----|
| B | 32/22 | 34/23 | 36/24 | 38/25 | 40/26 | 42/27 | 25 |



Thong

REF: UNTHONG

XS - XXL

WH GM BK

Lady thong. Side-seamed.
Elastic band in waistband with JHK logo.

COMPOSITION:
WH-BK: 95% Cotton / 5% Elastane.
GM: 85% Cotton / 10% Viscose / 5% Elastane.
Elastic: 53% Nylon / 20% Polyester / 27% Spandex.
WEIGHT: 160 g/m².
COLORS: 3.
SIZES: From XS to XXL.



| A | XS | S | M | L | XL | XXL | |
|---|-------|-------|-------|-------|-------|-------|----|
| B | 34/27 | 36/28 | 38/29 | 40/30 | 42/31 | 44/32 | 25 |

XS - XXL



Boxer Briefs

REF: UNBOXER

Man underwear short boxer. Side-seamed.

Elastic band in waistband with JHK logo.

COMPOSITION:

WH-BK: 95% Cotton / 5% Elastane.

GM: 85% Cotton / 10% Viscose / 5% Elastane.



Elastic: 53% Nylon / 20% Polyester / 27% Spandex.

WEIGHT: 160 g/m².

COLORS: 3.

SIZES: From XS to XXL.



|  | XS | S | M | L | XL | XXL |  |
|---|-------|-------|-------|-------|-------|-------|---|
| A/B | 30/25 | 33/26 | 36/28 | 39/29 | 42/31 | 45/32 | 25 |

XS - XXL



Midway Briefs

REF: UNMIDWAY

Man underwear midway briefs. Side-seamed.

Elastic band in waistband with JHK logo.

COMPOSITION:

WH-BK: 95% Cotton / 5% Elastane.

GM: 85% Cotton / 10% Viscose / 5% Elastane.



Elastic: 53% Nylon / 20% Polyester / 27% Spandex.

WEIGHT: 160 g/m².

COLORS: 3.

SIZES: From XS to XXL.



|  | XS | S | M | L | XL | XXL |  |
|---|-------|-------|-------|-------|-------|-------|---|
| A/B | 28/29 | 32/30 | 36/31 | 40/32 | 44/33 | 48/34 | 25 |

XS - XXL



Slip TG

REF: UNSLIP

Slip with Side-seamed.

Elastic band in waistband with JHK logo.

COMPOSITION:

WH-BK: 95% Cotton / 5% Elastane.

GM: 85% Cotton / 10% Viscose / 5% Elastane.



Elastic: 53% Nylon / 20% Polyester / 27% Spandex.

WEIGHT: 160 g/m².

COLORS: 3.

SIZES: From XS to XXL.



|  | XS | S | M | L | XL | XXL |  |
|---|-------|-------|-------|-------|-------|-------|---|
| A/B | 30/23 | 33/25 | 36/26 | 39/28 | 42/29 | 45/31 | 25 |



NEON COLORS




FLUOR



HEATHER COLORS



POLYESTER



FLUOR



COTTON



NOTE: The colours shown on these pages are approximate and may not be exactly the same in the final product.



Product directory

Sorted by gender / line / weight

T-SHIRT DIRECTORY

ADULT

| | | | | | |
|--|--|---|--|---|--|
|  |  |  |  |  |  |
| REF: JT150 LINE: JT COLORS: 25 PAGE: 10-11 | REF: JT SPORT LINE: JT WEIGHT: 130 g/m ² COLORS: 10 PAGE: 13 | REF: TSRA150 LINE: REGULAR WEIGHT: 150 g/m ² COLORS: 90 PAGE: 20-21 | REF: TSRA150WLT LINE: REGULAR/WLT WEIGHT: 150 g/m ² COLORS: 1 PAGE: 70-71 | REF: SBTSMAN LINE: REGULAR/SUBLI WEIGHT: 150 g/m ² COLORS: 1 PAGE: 74-75 | REF: TS150ST LINE: REGULAR WEIGHT: 150 g/m ² COLORS: 25 PAGE: 24-25 |
|  |  |  |  |  |  |
| REF: TSRA150LS LINE: REGULAR WEIGHT: 155 g/m ² COLORS: 13 PAGE: 35 | REF: TSR160ORG LINE: REGULAR WEIGHT: 160 g/m ² COLORS: 5 PAGE: 26 | REF: TSR160DGP LINE: REGULAR WEIGHT: 160 g/m ² COLORS: 1 PAGE: 26 | REF: TSR160COMB LINE: REGULAR WEIGHT: 160 g/m ² COLORS: 12 PAGE: 27 | REF: TSRA170 LINE: REGULAR WEIGHT: 170 g/m ² COLORS: 12 PAGE: 30-31 | REF: TSRA170LS LINE: REGULAR WEIGHT: 170 g/m ² COLORS: 10 PAGE: 37 |
|  |  |  |  |  |  |
| REF: TSRA190 LINE: REGULAR WEIGHT: 190 g/m ² COLORS: 60 PAGE: 32-33 | REF: TSSEA LINE: URBAN WEIGHT: 120 g/m ² COLORS: 4 PAGE: 181 | REF: TSUASLB LINE: URBAN WEIGHT: 120 g/m ² COLORS: 2 PAGE: 181 | REF: TSUATNK LINE: URBAN WEIGHT: 150-155 g/m ² COLORS: 8 PAGE: 184 | REF: TSUASTRPM LINE: URBAN WEIGHT: 150-155 g/m ² COLORS: 11 PAGE: 185 | REF: TSUALBCH LINE: URBAN WEIGHT: 150-155 g/m ² COLORS: 7 PAGE: 186 |
|  |  |  |  |  |  |
| REF: TSUAPICO LINE: URBAN WEIGHT: 160 g/m ² COLORS: 18 PAGE: 178 | REF: TSUA150 LINE: URBAN WEIGHT: 160 g/m ² COLORS: 12 PAGE: 182-183 | REF: TSUAOVER LINE: URBAN WEIGHT: 200 g/m ² COLORS: 12 PAGE: 176-177 | REF: TSUABOXY LINE: URBAN WEIGHT: 240 g/m ² COLORS: 2 PAGE: 172-173 | REF: TSUAOVER240 LINE: URBAN WEIGHT: 240 g/m ² COLORS: 7 PAGE: 174-175 | REF: SPORTMAN LINE: SPORT WEIGHT: 130 g/m ² COLORS: 17 PAGE: 196-197 |
|  |  |  |  |  |  |
| REF: SPORTARBM LINE: SPORT WEIGHT: 130 g/m ² COLORS: 6 PAGE: 201 | REF: SPORTMANLS LINE: SPORT WEIGHT: 130 g/m ² COLORS: 7 PAGE: 207 | REF: SPORTCTRM LINE: SPORT WEIGHT: 130 g/m ² COLORS: 4 PAGE: 206 | REF: SPORTRGLM LINE: SPORT WEIGHT: 140 g/m ² COLORS: 8 PAGE: 206 | REF: TSRLCMF LINE: REGULAR WEIGHT: 145-150 g/m ² COLORS: 40 PAGE: 22-23 | REF: TSRLCMFWLT LINE: REGULAR WEIGHT: 145 g/m ² COLORS: 1 PAGE: 70-71 |
|  |  |  |  |  |  |
| REF: TSRLCMFLS LINE: REGULAR WEIGHT: 145 g/m ² COLORS: 7 PAGE: 34 | REF: SBTSLCMF LINE: REGULAR WEIGHT: 150 g/m ² COLORS: 1 PAGE: 74-75 | REF: TSRLPRM LINE: REGULAR WEIGHT: 150 g/m ² COLORS: 12 PAGE: 28-29 | REF: TSRLPRMLS LINE: REGULAR WEIGHT: 170 g/m ² COLORS: 6 PAGE: 36 | REF: CURVSSLUB LINE: REGULAR/CURVES WEIGHT: 120 g/m ² COLORS: 2 PAGE: 72 | REF: CURVS150 LINE: REGULAR/CURVES WEIGHT: 145 g/m ² COLORS: 9 PAGE: 73 |

LADY

T-SHIRT DIRECTORY

BABY / KIDS

| | | | | | |
|---|---|---|--|--|--|
|  |  |  |  |  |  |
| REF: CURVSPICO LINE: REGULAR/CURVES WEIGHT: 145 g/m ² COLORS: 9 PAGE: 73 | REF: TSLSEA LINE: URBAN WEIGHT: 120 g/m ² COLORS: 3 PAGE: 180 | REF: TSULSLB LINE: URBAN WEIGHT: 120 g/m ² COLORS: 7 PAGE: 180 | REF: TSULIBIZA LINE: URBAN WEIGHT: 120 g/m ² COLORS: 5 PAGE: 188 | REF: TSULMLDV LINE: URBAN WEIGHT: 120 g/m ² COLORS: 11 PAGE: 192 | REF: TSULPAPLS LINE: URBAN WEIGHT: 120 g/m ² COLORS: 6 PAGE: 192 |
|  |  |  |  |  |  |
| REF: TSULTBG LINE: URBAN WEIGHT: 140 g/m ² COLORS: 4 PAGE: 193 | REF: TSULSCL LINE: URBAN WEIGHT: 140 g/m ² COLORS: 18 PAGE: 191 | REF: TSRLCMFP LINE: URBAN WEIGHT: 145 g/m ² COLORS: 22 PAGE: 179 | REF: TSULSAONA LINE: URBAN WEIGHT: 145 g/m ² COLORS: 2 PAGE: 193 | REF: TSULVCTR LINE: URBAN WEIGHT: 160 g/m ² COLORS: 10 PAGE: 190 | REF: TSULARB LINE: URBAN WEIGHT: 200 g/m ² COLORS: 13 PAGE: 187 |
|  |  |  |  |  |  |
| REF: TSULMALIA LINE: URBAN WEIGHT: 220 g/m ² COLORS: 4 PAGE: 189 | REF: SPORTLADY LINE: SPORT WEIGHT: 130 g/m ² COLORS: 14 PAGE: 199 | REF: SPORTARBL LINE: SPORT WEIGHT: 130 g/m ² COLORS: 6 PAGE: 200 | REF: TSRBODY150 LINE: REGULAR WEIGHT: 145 g/m ² COLORS: 11 PAGE: 51 | REF: TSRB150 LINE: REGULAR WEIGHT: 155 g/m ² COLORS: 21 PAGE: 52-53 | REF: TSRRBODY LINE: REGULAR WEIGHT: 170 g/m ² COLORS: 15 PAGE: 48-49 |
|  |  |  |  |  |  |
| REF: TSRRBSUIT LINE: REGULAR WEIGHT: 170 g/m ² COLORS: 5 PAGE: 50 | REF: TSRRBODYLS LINE: REGULAR WEIGHT: 170 g/m ² COLORS: 5 PAGE: 50 | REF: SBTSKID LINE: REGULAR/SUBLI WEIGHT: 150 g/m ² COLORS: 1 PAGE: 74-75 | REF: TSRK150 LINE: REGULAR WEIGHT: 155 g/m ² COLORS: 50 PAGE: 54-55 | REF: TSKTVL LINE: REGULAR WEIGHT: 170 g/m ² COLORS: 13 PAGE: 63 | REF: TSKLTNG LINE: REGULAR WEIGHT: 155 g/m ² COLORS: 13 PAGE: 61 |
|  |  |  |  |  |  |
| REF: TSRR150WLT LINE: REGULAR WEIGHT: 155 g/m ² COLORS: 1 PAGE: 70-71 | REF: TSUKSEA LINE: REGULAR WEIGHT: 155 g/m ² COLORS: 1 PAGE: 62 | REF: TSUKBSB LINE: REGULAR WEIGHT: 155 g/m ² COLORS: 5 PAGE: 62 | REF: TSRR150LS LINE: REGULAR WEIGHT: 155-160 g/m ² COLORS: 12 PAGE: 58-59 | REF: TSRRKSTRAP LINE: REGULAR WEIGHT: 170 g/m ² COLORS: 6 PAGE: 60 | REF: TSRR190 LINE: REGULAR WEIGHT: 180-185 g/m ² COLORS: 25 PAGE: 56-57 |
|  | | | | | |
| REF: SPORTKID LINE: SPORT WEIGHT: 130 g/m ² COLORS: 9 PAGE: 198 | | | | | |

ADULT



REF: JTSWCR
LINE: JT
WEIGHT: 260-265 g/m²
COLORS: 21
PAGE: 14

REF: JTSWKN
LINE: JT
WEIGHT: 260-265 g/m²
COLORS: 21
PAGE: 15

REF: SWCR240
LINE: WINTER
WEIGHT: 235-240 g/m²
COLORS: 9
PAGE: 137

REF: SWKNKG240
LINE: WINTER
WEIGHT: 235-240 g/m²
COLORS: 9
PAGE: 139

REF: SWUAHOOD240
LINE: WINTER
WEIGHT: 235-240 g/m²
COLORS: 9
PAGE: 141

REF: SWFUZIP240
LINE: WINTER
WEIGHT: 235-240 g/m²
COLORS: 6
PAGE: 142



REF: SWCRPEACH
LINE: WINTER
WEIGHT: 260 g/m²
COLORS: 5
PAGE: 145

REF: SWKNGPEACH
LINE: WINTER
WEIGHT: 260 g/m²
COLORS: 5
PAGE: 145

REF: SWRA290
LINE: WINTER
WEIGHT: 290 g/m²
COLORS: 80
PAGE: 114-115

REF: SWRARGL
LINE: WINTER
WEIGHT: 290 g/m²
COLORS: 10
PAGE: 120

REF: SWRAKNG
LINE: WINTER
WEIGHT: 290 g/m²
COLORS: 80
PAGE: 116-117

REF: SWRAZIP
LINE: WINTER
WEIGHT: 290 g/m²
COLORS: 11
PAGE: 121



REF: SWRAFUZIP
LINE: WINTER
WEIGHT: 290 g/m²
COLORS: 11
PAGE: 122

REF: SWUAHOOD
LINE: WINTER
WEIGHT: 290 g/m²
COLORS: 20
PAGE: 123

REF: SWKNKG320
LINE: WINTER
WEIGHT: 320 g/m²
COLORS: 15
PAGE: 130-131

REF: SWKNGOVER
LINE: WINTER
WEIGHT: 320 g/m²
COLORS: 12
PAGE: 132-133

REF: SWRAECO
LINE: WINTER
WEIGHT: 275 g/m²
COLORS: 8
PAGE: 150-151

REF: SWKNGECO
LINE: WINTER
WEIGHT: 275 g/m²
COLORS: 8
PAGE: 152-153



REF: SWHOODECO
LINE: WINTER
WEIGHT: 275 g/m²
COLORS: 8
PAGE: 154

REF: SWCRL240
LINE: WINTER
WEIGHT: 235-240 g/m²
COLORS: 5
PAGE: 136

REF: SWULKNKG240
LINE: WINTER
WEIGHT: 235-240 g/m²
COLORS: 5
PAGE: 138

REF: SWULHOOD240
LINE: WINTER
WEIGHT: 235-240 g/m²
COLORS: 5
PAGE: 140

REF: SWULKNG
LINE: WINTER
WEIGHT: 290 g/m²
COLORS: 19
PAGE: 118

REF: SWULCROP
LINE: WINTER
WEIGHT: 290 g/m²
COLORS: 4
PAGE: 129

BABY / KIDS



REF: SWRBSUIT
LINE: WINTER
WEIGHT: 260 g/m²
COLORS: 5
PAGE: 146

REF: SWRBHOOD
LINE: WINTER
WEIGHT: 260 g/m²
COLORS: 6
PAGE: 147

REF: SWRK240
LINE: WINTER
WEIGHT: 235-240 g/m²
COLORS: 4
PAGE: 136

REF: SWRKKNKG240
LINE: WINTER
WEIGHT: 235-240 g/m²
COLORS: 4
PAGE: 138

REF: SWRKHOOD240
LINE: WINTER
WEIGHT: 235-240 g/m²
COLORS: 3
PAGE: 140

REF: SWRKFUZIP240
LINE: WINTER
WEIGHT: 235-240 g/m²
COLORS: 3
PAGE: 142



REF: SWRKECO
LINE: WINTER
WEIGHT: 275 g/m²
COLORS: 8
PAGE: 150-151

REF: SWKNGKECO
LINE: WINTER
WEIGHT: 275 g/m²
COLORS: 8
PAGE: 152-153

REF: SWRK290
LINE: WINTER
WEIGHT: 290 g/m²
COLORS: 21
PAGE: 118

REF: SWRKKNKG
LINE: WINTER
WEIGHT: 290 g/m²
COLORS: 23
PAGE: 119

REF: SWRKHOOD
LINE: WINTER
WEIGHT: 290 g/m²
COLORS: 12
PAGE: 124-125

REF: SWRKFUZIP
LINE: WINTER
WEIGHT: 290 g/m²
COLORS: 8
PAGE: 124-125

ADULT



REF: JTPOLO
LINE: JT
COLORS: 10
PAGE: 12



REF: PORA210
LINE: REGULAR
WEIGHT: 210 g/m²
COLORS: 44
PAGE: 38-39



REF: PORA210 (WASH)
LINE: REGULAR
WEIGHT: 210 g/m²
COLORS: 5
PAGE: 40



REF: PORA210 (CONTRAST)
LINE: REGULAR
WEIGHT: 210 g/m²
COLORS: 14
PAGE: 41



REF: PORA210LS
LINE: REGULAR
WEIGHT: 210 g/m²
COLORS: 17
PAGE: 47



REF: PORA240
LINE: REGULAR
WEIGHT: 240 g/m²
COLORS: 15
PAGE: 42-43

n



REF: PORA210WK
LINE: WORKWEAR
WEIGHT: 210 g/m²
COLORS: 10
PAGE: 84-85



REF: SPORTPIQUE
LINE: SPORT
WEIGHT: 150-160 g/m²
COLORS: 8
PAGE: 202-203



REF: SPHEAVYMEN
LINE: SPORT
WEIGHT: 200-210 g/m²
COLORS: 7
PAGE: 205



REF: POPL200
LINE: REGULAR
WEIGHT: 200 g/m²
COLORS: 34
PAGE: 44-45



REF: POPL200 (CONTRAST)
LINE: REGULAR
WEIGHT: 200 g/m²
COLORS: 4
PAGE: 44



REF: POPL200LS
LINE: REGULAR
WEIGHT: 200 g/m²
COLORS: 10
PAGE: 46

LADY



REF: CURVSPOLO
LINE: REGULAR
WEIGHT: 200 g/m²
COLORS: 7
PAGE: 72



REF: POPL200WK
LINE: WORKWEAR
WEIGHT: 210 g/m²
COLORS: 10
PAGE: 84-85



REF: SPORTPQLADY
LINE: SPORT
WEIGHT: 150-160 g/m²
COLORS: 7
PAGE: 202-203



REF: SPHEAVYLDY
LINE: SPORT
WEIGHT: 200-210 g/m²
COLORS: 7
PAGE: 204



REF: PKID210
LINE: REGULAR
WEIGHT: 210 g/m²
COLORS: 23
PAGE: 64-65



REF: PKID210 (CONTRAST)
LINE: REGULAR
WEIGHT: 210 g/m²
COLORS: 6
PAGE: 64

KIDS



REF: PKID210SCH
LINE: REGULAR
WEIGHT: 210 g/m²
COLORS: 6
PAGE: 66-67



REF: PKID210LS
LINE: REGULAR
WEIGHT: 210 g/m²
COLORS: 9
PAGE: 66



REF: SPORTPKID
LINE: SPORT
WEIGHT: 150-160 g/m²
COLORS: 4
PAGE: 202-203

ADULT



REF: WKOPORTO
LINE: WORKWEAR
WEIGHT: 170 g/m²
COLORS: 3
PAGE: 80-81

MAN



REF: SHAOSLO
LINE: WORKWEAR
COLORS: 2
PAGE: 86-87



REF: SHAOSLOSS
LINE: WORKWEAR
COLORS: 2
PAGE: 86-87



REF: SHAPEKIN
LINE: WORKWEAR
COLORS: 2
PAGE: 88-89



REF: SHAPEKINSS
LINE: WORKWEAR
COLORS: 2
PAGE: 88



REF: SHAOXF
LINE: WORKWEAR
COLORS: 8
PAGE: 90



REF: SHAOXFSS
LINE: WORKWEAR
COLORS: 4
PAGE: 90-91



REF: SHAPOP
LINE: WORKWEAR
COLORS: 7
PAGE: 92-93



REF: SHAPOSS
LINE: WORKWEAR
COLORS: 6
PAGE: 92



REF: SHAMILAN
LINE: WORKWEAR
COLORS: 1
PAGE: 94



REF: SHABERLIN
LINE: WORKWEAR
COLORS: 1
PAGE: 94



REF: SHALONDON
LINE: WORKWEAR
COLORS: 1
PAGE: 95



REF: SHAMONACO
LINE: WORKWEAR
COLORS: 1
PAGE: 95



REF: SHATEXAS
LINE: WORKWEAR
COLORS: 1
PAGE: 96-97



REF: SHATULUM
LINE: WORKWEAR
COLORS: 5
PAGE: 98



REF: SHAMAHON
LINE: WORKWEAR
COLORS: 5
PAGE: 99



REF: SHLOSLO
LINE: WORKWEAR
COLORS: 2
PAGE: 86-87



REF: SHLOSLOSS
LINE: WORKWEAR
COLORS: 2
PAGE: 86

LADY



REF: SHLPEKIN
LINE: WORKWEAR
COLORS: 2
PAGE: 88



REF: SHLPEKINSS
LINE: WORKWEAR
COLORS: 2
PAGE: 88-89



REF: SHLOXF
LINE: WORKWEAR
COLORS: 8
PAGE: 90-91



REF: SHLOXFSS
LINE: WORKWEAR
COLORS: 4
PAGE: 90



REF: SHLPOP
LINE: WORKWEAR
COLORS: 7
PAGE: 92



REF: SHLPOPSS
LINE: WORKWEAR
COLORS: 6
PAGE: 92-93



REF: SHLTEXAS
LINE: WORKWEAR
COLORS: 1
PAGE: 96

DIRECTORY OF TROUSERS / SWEATERS / UNDERWEAR

ADULT



REF: WKLSBON
LINE: WORKWEAR
WEIGHT: 170 g/m²
COLORS: 3
PAGE: 80-81



REF: SWPANTS240
LINE: WINTER
WEIGHT: 235-240 g/m²
COLORS: 6
PAGE: 143



REF: SWPANTSCHF
LINE: WINTER
WEIGHT: 290 g/m²
COLORS: 12
PAGE: 128

MAN



REF: WKDUBAI
LINE: WORKWEAR
WEIGHT: 250 g/m²
COLORS: 3
PAGE: 102-103



REF: WKARIZONA
LINE: WORKWEAR
WEIGHT: 280 g/m²
COLORS: 4
PAGE: 100-101



REF: WKTOKYO
LINE: WORKWEAR
WEIGHT: 280 g/m²
COLORS: 3
PAGE: 104-105



REF: WKDUBLIN
LINE: WORKWEAR
WEIGHT: 280 g/m²
COLORS: 3
PAGE: 106-107



REF: WKCHESTER
LINE: WORKWEAR
WEIGHT: 280 g/m²
COLORS: 4
PAGE: 109



REF: SWPANTSM
LINE: WORKWEAR
WEIGHT: 290 g/m²
COLORS: 3
PAGE: 126



REF: SWSHORTSM
LINE: WINTER
WEIGHT: 290 g/m²
COLORS: 3
PAGE: 126

LADY



REF: WKDUBAIL
LINE: WORKWEAR
WEIGHT: 250 g/m²
COLORS: 3
PAGE: 102-103



REF: WKARIZONAL
LINE: WORKWEAR
WEIGHT: 280 g/m²
COLORS: 4
PAGE: 100-101



REF: WKTOKYOL
LINE: WORKWEAR
WEIGHT: 280 g/m²
COLORS: 3
PAGE: 104-105



REF: WKDUBLINL
LINE: WORKWEAR
WEIGHT: 280 g/m²
COLORS: 3
PAGE: 106-107



REF: WKLARISA
LINE: WORKWEAR
WEIGHT: 280 g/m²
COLORS: 4
PAGE: 108



REF: SWPANTSL
LINE: WINTER
WEIGHT: 290 g/m²
COLORS: 3
PAGE: 127



REF: SPLEGGINSL
LINE: SPORT
WEIGHT: 180 g/m²
COLORS: 3
PAGE: 207

BABY / KIDS



REF: SWPANTSB
LINE: WINTER
WEIGHT: 260 g/m²
COLORS: 6
PAGE: 147



REF: WKTOKYOK
LINE: REGULAR
WEIGHT: 280 g/m²
COLORS: 3
PAGE: 68-69



REF: SWPANTS240
LINE: WINTER
WEIGHT: 235-240 g/m²
COLORS: 6
PAGE: 144



REF: SWPANTSK
LINE: WINTER
WEIGHT: 290 g/m²
COLORS: 12
PAGE: 127

MAN



REF: WKBOSTON
LINE: WORKWEAR
WEIGHT: 300 g/m²
COLORS: 5
PAGE: 110-111



REF: WKBOSTONL
LINE: WORKWEAR
WEIGHT: 300 g/m²
COLORS: 6
PAGE: 110-111



REF: WKBOSTONK
LINE: REGULAR
WEIGHT: 300 g/m²
COLORS: 4
PAGE: 69

LADY



REF: UNBOXER
LINE: UNDERWEAR
WEIGHT: 160 g/m²
COLORS: 3
PAGE: 212-213



REF: UNMIDWAY
LINE: UNDERWEAR
WEIGHT: 160 g/m²
COLORS: 3
PAGE: 212



REF: UNSLIP
LINE: UNDERWEAR
WEIGHT: 160 g/m²
COLORS: 3
PAGE: 212

MAN



REF: UNBRIEFS
LINE: UNDERWEAR
WEIGHT: 160 g/m²
COLORS: 3
PAGE: 211



REF: UNTHONG
LINE: UNDERWEAR
WEIGHT: 160 g/m²
COLORS: 3
PAGE: 211

KIDS

DIRECTORY OF FLEECE LININGS / APRONS / GOWNS

ADULT



REF: MICFLEMAN
LINE: WINTER
WEIGHT: 140 g/m²
COLORS: 5
PAGE: 159



REF: FLRA300
LINE: WINTER
WEIGHT: 300 g/m²
COLORS: 18
PAGE: 156-157



REF: FLRA340
LINE: WINTER
WEIGHT: 340 g/m²
COLORS: 8
PAGE: 160-161

LADY



REF: MICFELADY
LINE: WINTER
WEIGHT: 140 g/m²
COLORS: 6
PAGE: 158



REF: FLRL300
LINE: WINTER
WEIGHT: 300 g/m²
COLORS: 18
PAGE: 156-157



REF: FLRK300
LINE: WINTER
WEIGHT: 300 g/m²
COLORS: 9
PAGE: 156-157



REF: JTSOFTJACK
LINE: JT
WEIGHT: 270 g/m²
COLORS: 10
PAGE: 16



REF: JTSOFTVEST
LINE: JT
WEIGHT: 270 g/m²
COLORS: 10
PAGE: 16-17



REF: RAINCOAT
LINE: WINTER
WEIGHT: 115 g/m²
COLORS: 6
PAGE: 169



REF: PADJACKET
LINE: WINTER
WEIGHT: 280 g/m²
COLORS: 5
PAGE: 166-167



REF: PADVEST
LINE: WINTER
WEIGHT: 280 g/m²
COLORS: 5
PAGE: 168



REF: SOFTJACK
LINE: WINTER
WEIGHT: 300 g/m²
COLORS: 7
PAGE: 162-163



REF: SOFTVEST
LINE: WINTER
WEIGHT: 300 g/m²
COLORS: 7
PAGE: 164



REF: SOFTHOOD
LINE: WINTER
WEIGHT: 300 g/m²
COLORS: 3
PAGE: 165

LADY



REF: SOFTJACKL
LINE: WINTER
WEIGHT: 300 g/m²
COLORS: 7
PAGE: 162-163



REF: SOFTHOODL
LINE: WINTER
WEIGHT: 300 g/m²
COLORS: 3
PAGE: 164

KIDS



REF: SOFTJACKID
LINE: WINTER
WEIGHT: 300 g/m²
COLORS: 6
PAGE: 162-163



REF: WKPARIS
LINE: WORKWEAR
WEIGHT: 180 g/m²
COLORS: 10
PAGE: 79



REF: WKVENICE
LINE: WORKWEAR
WEIGHT: 180 g/m²
COLORS: 3
PAGE: 78



REF: WKVIENNA
LINE: WORKWEAR
WEIGHT: 180 g/m²
COLORS: 7
PAGE: 78

LADY



REF: WKPARISK
LINE: REGULAR
WEIGHT: 180 g/m²
COLORS: 6
PAGE: 68-69



REF: WKROME
LINE: WORKWEAR
WEIGHT: 190 g/m²
COLORS: 3
PAGE: 82-83



REF: WKROMEL
LINE: WORKWEAR
WEIGHT: 190 g/m²
COLORS: 3
PAGE: 82-83

MAN

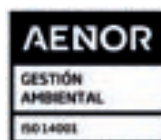


SPECIAL PRODUCTION





STANDARD
100



Certificaciones ISO en centros auditados.
JHK Madrid y Almacén Central.

jhktshirt.com